

# Practical Wireless

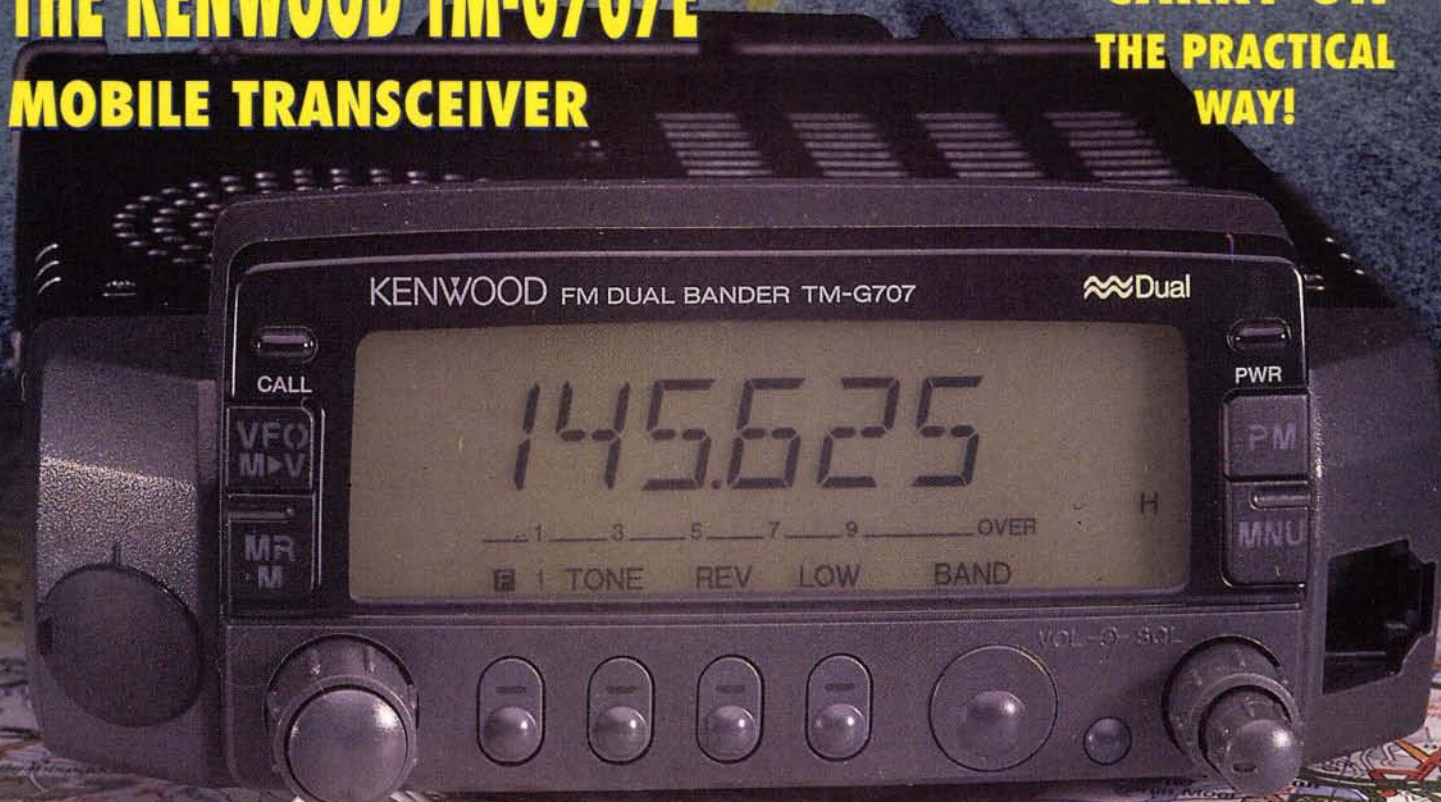
# PW

amateur radio & more!

## REVIEWED!

## THE KENWOOD TM-G707E MOBILE TRANSCEIVER

## CARRY ON THE PRACTICAL WAY!



**WIN!**  
AIR TATTOO  
TICKETS

**NEW  
LOOK**

## EXCLUSIVE! KENWOOD OSCILLOSCOPE OFFER

NEWS

KEYLINES

CLUBS

RADIO BASICS

VINTAGE

VHF

ANTENNAS

PRACTICAL

HF

BROADCAST

BARGAINS

BOOKS



June 1998 £2.20





# Waters & Stanton PLC

FREE-PHONE ORDER LINE

0500 73-73-88

22, Main Road, Hockley, Essex. SS5 4QS

Open Mon-Sat 9.00AM - 5.30PM

Web Site:- <http://www.waters-and-stanton.co.uk>

Read the latest Hot News on our Web

Orders: 0500 73 73 88

01702 206835

Enquiries: 01702 206835

01702 204965

FAX: 01702 205843

E-mail: [sales@wsplc.demon.co.uk](mailto:sales@wsplc.demon.co.uk)



25<sup>th</sup> YEAR of Service to UK Amateurs

Some Gear at TRADE PRICES!

## 9th June Sunday 10am

# Open Day

FREE Food & Drink FREE Raffle & Parking

**STANDS INCLUDE** \* Yaesu \* Icom \* Kenwood \* Practical Wireless Short Wave \* RSGB \* Ham Radio Today \* **Plus JUNK AUCTION**

NEW

C-408

From **HORA**  
70cms Handheld Full CTCSS

**£89.95!**

FREE Postage

SPECIAL OFFER PRICE

Full CTCSS; 20 memories; 1.6MHz repeater shift; Priority channel, Scanning; Dual watch; Dual mode squelch; PTT lock; 12.5/25kHz steps, 230mW output - all from just 2 x AA cells

## 1998 Catalogue



- \* Largest in Europe
- \* 176 Colour Pages
- \* 1000 Photographs
- \* 1400 Products
- \* Technical Specifications
- \* News Snippets

Now established as the foremost equipment guide this edition is completely new with every page in full colour and almost every item illustrated. For the cost of a magazine you can get the best guide ever.

**£2.95 plus £1 postage**

WATSON

## Hunter

Frequency Counter

Features:

10MHz - 3GHz

Ni-cad Pack

AC Charger

BNC Antenna

Full Instructions

**£59.95**

Add £2.50 Post & Ins.

FREE frequency guide worth £12.95 on orders during Feb. & March

Check your base or handheld transceiver, or hunt out frequencies of nearby transmitters or handhelds. The "hold" button lets you lock on and store the frequency.

## Kachina 505DSP HF Transceiver

Send for Brochure

A complete PC controlled remote HF rig - In stock



Main Features

100W HF All bands + Receive 100kHz - 30MHz  
Filters for SSB 3.5, 2.7, 2.4, 2, 1.7kHz  
Filters for CW 1kHz, 500Hz, 200Hz, 100Hz  
Band Scope, DSP filter, Memory keyer, log book, VSWR meter, Smith Chart, pre-amp, 20dB attenuator, plus many software controlled functions.

**£1995**

## SGC-2020 QRP HF Transceiver



Limited Stock

**£599**

1.8 - 30MHz

0 - 20 Watts SSB and CW with full break-in. Can run from 12 volts or internal pack. Delivery expected at the end of March

## HORA C-150

2m FM Handheld

Can you believe your eyes?

- 25 / 12.5kHz Steps
- 130 - 170MHz Rx
- 1750Hz Tone
- 20 Memories
- Scanning
- Battery Save
- 5W (Ext. 12V)
- LCD Readout
- Keypad Entry

Includes:  
6 x AA cell case  
Antenna  
Instruction Book  
12 Month's Wtly.



Limited Stocks

**ADI AT-600 Dual Bander**

**New Low Price £249**

PW says: "an incredibly well priced radio - amazingly sensitive - audio - worked very well with 12.5kHz channel spacing - An Absolute Cracker"

- \* 2m / 70cm
- \* CTCSS encode/decode
- \* Full DTMF + 1750Hz tone
- \* Alphanumeric memories
- \* Full duplex
- \* CTCSS tone reader
- \* 29 programmable features
- \* AM airband receiver
- \* Rx up to 990MHz
- \* Ni-cads and charger

**AM Air Band**

**ADI AR-146 2m 50W**

**FULL CTCSS**

**£199**

- \* 3 Power levels - Wideband receive
- \* 40 Memories plus call channel
- \* 7 Programmable steps
- \* Channel or frequency display
- \* The best sensitivity in the business
- \* Keypad mic and mounting kit
- \* CTCSS Encode and Decode!

## KENWOOD

TM-451E 70cms Mobile

**LAST FEW £459**



**£249**

A chance to purchase this top range 70cms mobile at a silly price! 35 Watts output, 41 memories and CTCSS encoder gives you all you need to enjoy mobile or base station operation. 12.5kHz/ 25kHz steps are featured together with a clear LCD.

## VHF & UHF Band Pass Filters

2m & 70cm

NO MORE PAGER PROBLEMS

We guarantee this will kill all QRM caused by strong out of band signals - - - or your money back!

**DCI-145** £89.95  
Passband: 144 - 146MHz  
Loss: Less than 1 dB  
Selectivity: -68dB at 136MHz  
-55dB at 155MHz  
Power: 200 Watts

**DCI-435** £119.95  
Passband: 430 - 440MHz  
Loss: Less than 1 dB  
Selectivity: -47dB at 415MHz  
-50dB at 455MHz  
Power: 200 Watts



UK's Top Dealer for YAESU, KENWOOD & ICOM



# WATSON



**Lapel Talker £24.95**  
Earpiece with lapel mic. and PTT. Models for all makes including Motorola. The ideal item for handhelds



**QS-110 Speaker Mic £14.95**  
Available in versions to match all models. Just tell us which transceiver you have.



**WEP-400 Earpiece £14.95**  
Deluxe earpiece has removable pad and soft ear grip. Extremely comfortable - 8 Ohms and 3.5mm plug.



**QS-400 Mount £9.95**  
Clip onto dash grill and simply push handheld or GPS in between sprung fingers. No sticky pads needed. Another great idea from Watson!



**QS-200 Mount £4.95**  
Dash mount for handies. Fits on dash grill vent



**WM-308 Base Mic £59.95**  
Superb audio quality. Can be powered from most modern rigs 8 pin mic plug or use internal battery. Full connection details inc.

## Mast/Base Station Duplexers

**£24.95**

Split 1: 1.8-225MHz  
Split 2: 350-540MHz  
Power 300W / Loss 0.2dB  
Socket SO-239

Save on coax cable! Accepts masts up to 2.25" diam. Includes water-proof plug shrouds. Use indoors or outdoors.

## W-3CK Cable Kit

**£18.95**



A 5m long mobile cable kit using 5D-FB cable. Very low loss with 30cm thin pigtail.

## W-3HM Hatch Mount

**£14.95**



Matching hatch mount with adjustable angle and thumb wheel



**WEP-300 Earpiece £9.95**  
Our standard 8 Ohm earpiece that is ideal for long-term wear. Comes with 3.5mm plug.

# Great Value New Mini Case

For your handheld

## Prices Down! Base Antennas

W-2000 6m-2m-70cm (2/6.2/8.4dB 2.5m long)	£69.95
W-30 2m/70cm (3/6dB 1.15m long)	£39.95
W-50 2m/70cm (4.5/7.2dB 1.8m long)	£49.95
W-300 2m/70cm (6.5/9dB 3.1m long)	£59.95

All aerials have SO-239 sockets, mounting hardware for masts up to 62cm diameter and three radials. All tuned for UK bands.

## Mobile Whips

Stainless Steel Mobile Whips with hinged bases. Pre-tuned.  
W-285 2m whip **£15.95**  
W-770HB 2m/70cm **£24.95**


## New Super Gainer

Best value in high quality antenna design we have ever seen! A super antenna at a very special price! Why pay more?  
\* 144 & 430MHz  
\* 5dB 2m / 7.6dB 70cm  
\* L 1.58m Power: 150W  
\* PL-259 connector  
W-7900 -- **£34.95**

## W-PL70 Patch Leads

**£6.95**

A 66cm long PL-259 patch lead using semi-stiff cable that stays put. A smart idea!



\* Dual band "Gainer" whip 2m / 70cm  
\* 21cms long fitted BNC connector.

## WATSON VSWR / Power Meters

**Prices Down**



W-220 1.6-200MHz 5/20/200W **£59.95**  
W-420 118-530MHz 5/20/200W **£59.95**  
W-620 1.6-530MHz 5/20/200W **£129.95**

## WSC-3 £12.95



Ideal for the modern mini dual bander. It holds the rig firmly in place. The Patented belt clip provides a quick release and has a curled end to prevent it from accidentally riding up, and off the belt.

## Alloy Antenna Wire £12.95

Each reel contains 55ft of 3.5mm alloy wire (ideal for G5RVs etc.) Its ultra light - 55ft reel weighs 400 grams! This alloy wire will not tarnish like copper and its lighter weight means safer aerials.

## New Triple Bander

**6m - 2m - 70cms £34.95**

## WATSON W-627

Now you can have all three bands on one compact antenna!  
\* 2.15dBi / 4.8dBi / 7.2dBi  
\* 100W maximum  
\* Length 1.62m  
\* Foldover PL-259 base  
Available  
End of March

## DC Mobile Leads

**£6.95**

Standard "T" connector lead used by all modern rigs. 15A dual fused. 1.9m long.

## WSM-270 Mag. Ant

**Price Down £19.95**

\* Dual: Band 2m/70cms  
\* Mini Magnetic design  
\* Super strong magnet  
\* Base just 29mm diameter  
\* Pre-tuned for 2m & 70cm UK  
\* Low Profile whip  
\* 2.75m of mini coax - BNC

## Mini Dual Bander

**Superb Design 2m & 70cms W-77LS**

**£14.95**

\* 2m & 70cms  
\* 50 Watts  
\* 42cm long  
\* Match section  
\* PL-259 base

**New**

Carriage is charged at cost - Phone, fax or e-mail for

**Free-Phone Orders**

**0500 73 73 88**

Enquiries Tel. 01702 206835 / 204965

Fax. 01702 205843

22, main Road, Hockley, Essex. SS5 4QS

E-mail: sales@wsplc.demon.co.uk

Web Site: http://www.waters-and-stanton.co.uk

# Cushcraft Antennas

## R-7000 7 Band Vertical 40-10 Metres

**£369**

80M Option Kit Available



What the mags say!

**Practical Wireless:**  
"An excellent DX antenna - Extremely impressed with standard of workmanship and ease of erection"

**RadCom:**  
"Ideally suited to the small garden - an investment which lasts"

\* 7 Bands 40-10m  
\* Power 1.5kW PEP  
\* Height 7.3m (24ft)  
\* 7 x 49 inch radials  
\* Self-supporting.

## Other Cushcraft Models

R-80 80m kit for R-7000	£129.95
AV-80 80m vertical 1.5kW 10.5m	£349.95
A-3S 10-15-20m beam 2kW	£389.95
A-4S 10-15-20m 4 el beam 2kW	£489.95
X-7 10-15-20m 7 el beam 2kW	£499.95
X-9 10-15-20m 9 el beam 2kW	£749.95
Ten-3 10m 3 el beam 2kW	£139.95
10-4CD 10m 4 el beam 2kW	£269.95
15-3CD 15m 3 el beam 2kW	£249.95
20-3CD 20m 3 el beam 2kW	£379.95

## FC-130 Counter

**£79.95**



Now being shipped to UK Gov. departments.

\* 1MHz - 3GHz  
\* LCD Display  
\* BNC Whip Antenna  
\* Very sensitive "off air"  
\* Ni-cads and Charger

## Super Hunter

**New £149.95**



\* 10Hz - 3GHz  
\* 16 segment field meter  
\* 4 x gate speeds  
\* Noise filter  
\* 50 Ohm / 1M Ohm  
\* Hold button / Beeper  
\* Backlight / Battery Saver  
\* Charger, Ni-cad & whip

## 24 Hour Digital WallClock

**£34.95**



+ Temperature  
\* 265mm diameter  
\* 24/12 hours LCD  
\* 55mm digits  
\* date - day - month  
\* Celsius / Fahrenheit  
\* 2 x AAA cells

## WDB-30 Dual Band Amp

**£139.95**



Boost the power of your dual bander with this well-designed amplifier. Covering 144 / 430MHz it requires 0.3 - 5W FM drive for 6 - 30W output. The unit is RF sensed and fitted with SO-239 sockets. Requires 12V DC at approx 7A.

# New Design



## 25 Amp Power Supply For 100W Transceivers

Fully conforms to the latest CE regulations and Low Voltage Directive. Phone for details of other models providing outputs from 3 Amps to 30 Amps, both variable and fixed.

\* 30 Amp Surge 25 Amp normal duty  
\* Variable output 0 - 15V DC  
\* Input 230V AC Front panel fused  
\* 3 sets of front terminals  
\* Cigar socket (10 Amps)  
\* Dual Analogue meters  
\* Click Stop adjustment for 13.8V  
\* Internal heat sink for safety  
\* Smart professional design

# Waters & Stanton PLC

E-mail: sales@wsplc.demon.co.uk

Web Site: http://www.waters-and-stanton.co.uk





it's Here!

£1595

1.8MHz  
to  
432MHz

Plus  
FREE  
PSU &  
Base Mic

Includes 70MHz Transceiver

100W 1.8 - 50MHz \* 50W 2m/70cm \* SSB - CW - FM - AM \* CTCSS \* Alphanumeric \* 0.1Hz steps \* Packet ready 1200 & 9600 \* DSP filtering \* Dual display \* squelch \* IF shift \* Notch filter \* Power control \* Tx monitor \* Electronic keyer \* 12.5 / 25kHz switched FM filtering \* Switchable pre-amp \* Size 260 x 86 x 270mm \* weight 7kg

ICOM Dual Bander  
New IC-Q7E

2m & 70cms FM & AM Rx  
In Stock about NOW

This pocket handheld provides 300mW of FM on 2m & 70cms plus wideband receive FM AM WFM from 30MHz - 1300MHz - no gaps. Runs from 2 x AA cells



£215

ICOM IC-706 Mk II 1.8 - 146MHz £995



DSP Module for existing owners £59.95

The IC-706 Mk II transceiver as the best compact hf mobile bar none. It out performs and out specifies any other model. The only choice left is which dealer you buy it from! We offer you an unbeatable price and an unbeatable back-up service plus optional extended 5 year warranty for an extra £98!

This Month Lowest Yaesu Prices Ever!  
10 Day Approval 24 Month's Warranty

YAESU £1269  
FT-920 1.8 - 54MHz



+ Free FM board & AM Filters

\* 1.8 - 54MHz 100W \* DSP filter \* MOSFET PA \* Internal ATU \* Auto notch \* Twin VFOs \* Auto glow display \* Shuttle jog \* Digital voice memory \* Electronic keyer \* RS-232C converter \* Quick memory bank + lots more phone or e-mail for colour leaflet

YAESU £1895  
FT-1000MPDC (AC £1995)



\* 1.8 - 30MHz 100W \* SSB - CW - FM - AM \* Rx 100kHz - 30MHz \* Message memory \* Dual in-band rx \* EDSP filter \* RF processor \* RF pre-amp \* Electronic keyer \* IF shift width \* Collins filters \* comprehensive menu system \* RS-232 interface and more - send for details

YAESU £369  
FT-8100 Dual Bander Mobile



Save £100!

ICOM IC-746 1.8 - 144MHz £Phone!



\* 100W 1.8 - 146MHz \* SSB - CW - FM AM \* Electronic keyer \* Gen. cov receiver \* Spectrum scope \* DSP noise filter \* Notch filter \* IF pass band tuning. Delivery from stock.

ICOM New IC-2100 2M Mobile £269



The IC-2100 Mobile transceiver from ICOM features switched filtering, 55 Watts with 113 memories. And all this at a very competitive price. In stock NOW

ICOM IC-207H 2m/70cm Mobile £329



\* 2m & 70cm \* 50W / 30W \* Detachable head \* Packet 9600 bps ready \* 180 Memory channels \* CTCSS & 1750Hz tone

KENWOOD New TM-G707 £299



\* 144 & 430MHz 50/35W \* AM / FM Rx \* RX 118-174/300-524/800-1000MHz \* 180 Memories \* Detachable front head \* CTCSS & 1750Hz Tone

Alinco Prices Down!



Limited Stock £599.95

\* 1.8 - 54MHz \* SSB CW FM AM \* 100W HF 10W 50MHz \* CTCSS Tone unit

KENWOOD Phone THG-71E Dual band £279

\* Dual Band 2m/70cm \* 200 memories \* Alphanumeric Display \* Full CTCSS \* DTMF \* Up to 6W out \* Wideband Receive \* Illuminated Keypad \* PC Compatible \* Windows Programming \* Send For Brochure



YAESU VX-1R Dual band

The world's Smallest HT From the UK's Biggest Dealer!

£219.95

Our best selling dual bander and one we would be happy to own.



ICOM IC-T8E Dual Band handy

6m 2m 70cms

All in one small package.

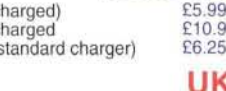
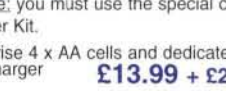
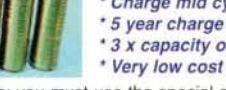
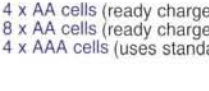
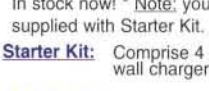
\* 5W output (13V) \* 25 / 12.5kHz ready \* Wideband Rx \* Nickel Hydride batt \* Wide FM broadcast \* AM for airband \* Rapid scanning \* Alphanumeric



£349.95

+ FREE ACARS Software

new DSP Module Available £59.95  
Computer controlled Receiver 10MHz - 1.3GHz  
SSB CW AM WFM NFM Unlimited Memories  
FREE Software, AC Supply and whip antennas



Rechargeable Alkaline Cells For Starter Kit

\* Rechargeable Alkaline \* 1.5V cells \* No memory effects \* Charge mid cycle is OK \* 5 year charge shelf life \* 3 x capacity of ni-cads \* Very low cost



In stock now! \* Note: you must use the special charger supplied with Starter Kit.

Starter Kit: Comprise 4 x AA cells and dedicated AC wall charger

4 x AA cells (ready charged) £5.99 (£1.00 post)  
8 x AA cells (ready charged) £10.99 (£1.50 post)  
4 x AAA cells (uses standard charger) £6.25 (£1.00 post)

UK's largest Catalogue £3.95 inc. post



**JUNE 1998**  
(ON SALE MAY 14)  
**VOL. 74 NO 6 ISSUE 1095**  
**NEXT ISSUE (JULY)**  
**ON SALE JUNE 11**

## EDITORIAL OFFICES

**Practical Wireless**  
Arrowsmith Court, Station Approach  
Broadstone, Dorset BH18 8PW

### Editor

Rob Mannion G3XFD  
**Technical Projects Sub-Editor**  
NG ("Tex") Swann G1TEX  
**News & Production Editor**  
Donna Vincent G7TZB  
**Editorial Assistant**  
Zoë Crabb

☎ (01202) 659910

(Out-of-hours service by answering machine)

FAX: (01202) 659950

## ADVERTISEMENT DEPARTMENT

### ADVERT SALES & PRODUCTION

(General Enquiries to Broadstone Office)

Chris Steadman MBIM (Sales)

Carol Trevarton (Production)

Steve Hunt (Art Editor)

Paul Blachford (Design)

Peter Eldrett (Advert Typesetting)

☎ (01202) 659920

(9.30am - 5.30pm)

FAX: (01202) 659950

### ADVERTISING MANAGER

Roger Hall G4TNT  
PO Box 948, London SW6 2DS

☎ 0171-731 6222

FAX: 0171-384 1031

Mobile: (0585) 851385

## BOOKS & SUBSCRIPTIONS

Michael Hurst

### CREDIT CARD ORDERS

☎ (01202) 659930

(Out-of-hours service by answering machine)

FAX: (01202) 659950

## E-MAIL

PW's Internet address is:

@pwpub.demon.co.uk You can send mail

to anyone at PW, just insert their name at

the beginning of the address, e.g.

rob@pwpub.demon.co.uk

# JUNE 1998 CONTENTS

NEW LOOK

## 16 RADIO BASICS

Rob G3XFD continues with his series by describing an integrated circuit audio amplifier.

## 18 WHAT IS A?

Ian Poole G3YWX sets out to answer the question 'What Is A Gunn Diode?'

## 20 AIR TATTOO COMPETITION

Your chance to win tickets to the 1998 Royal International Air Tattoo.

## 23 ELECTRONICS IN ACTION

Tex Swann G1TEX brings together four pages of electronics hints, tips, news and reviews.

## 29 TOP BAND TOURER - REVISITED

John Hoban G3EGC has come up with some interesting modifications to a popular 1.8MHz a.m. transmitter-receiver project first published in 1994.

## 32 MOBILE WORKING!



Keen mobile operator Richard Newton G0RSN puts the new Kenwood TM-G707E dual-band mobile transceiver to the test.

## 38 THE 16TH ANNUAL PRACTICAL WIRELESS 144MHZ QRP CONTEST RULES

Neill Taylor G4HLX reminds us that it's time to get ready for the PW 144MHz QRP Contest.

## 45 THE GDP-430 HAND-HELD UHF TRANSCEIVER - PART 3

Geoff Pike G10GDP describes the final constructional stages of his low power hand-held transceiver project.

## 52 ANTENNA WORKSHOP

Gerald Stancey G3MCK asks the question 'Is that coax any use?'

## 57 CARRYING ON THE PRACTICAL WAY



Find out why George Dobbs G3RJV says an 'audio brick will do the trick'.

## 62 VALVE & VINTAGE

Phil Cadman G4JCP's takes a look at the work of F. G. Rayer G3OGR - one of PW's most prolific authors from the past.

## REGULARS

9 KEYLINES

10 LETTERS

12 NEWS

14 CLUB SPOTLIGHT

19 SUBSCRIPTIONS

19 RADIO DIARY

54 BOOK PROFILES

75 BARGAIN BASEMENT

80 BOOK STORE

83 COMING NEXT MONTH



Regular reports from across the bands and this month we welcome Chris Edmondson VK3CE to our team of reporters.

# 68 RadioScene



Copyright © PW PUBLISHING LTD. 1998. Copyright in all drawings, photographs and articles published in Practical Wireless is fully protected and reproduction in whole or part is expressly forbidden. All reasonable precautions are taken by Practical Wireless to ensure that the advice and data given to our readers are reliable. We cannot however guarantee it and we cannot accept legal responsibility for it. Prices are those current as we go to press. Published on the second Thursday of each month by PW Publishing Ltd., Arrowsmith Court, Station Approach, Broadstone, Dorset BH18 8PW. Tel: (01202) 659910. Printed in England by Southernprint (Web Offset) Ltd. Distributed by Seymour, Windsor House, 1270 London Road, Norbury, London SW16 4DH. Tel: 0181-679 1899. Fax: 0181-679 8907. Telex: 8812945. Sole Agents for Australia and New Zealand - Gordon and Gotch (Asia) Ltd., South Africa - Central News Agency. Subscriptions INLAND £25, EUROPE £30, REST OF WORLD £32 (Airsaver). REST OF WORLD £37 (Airmail), payable to PRACTICAL WIRELESS, Subscription Department. PW Publishing Ltd., Arrowsmith Court, Station Approach, Broadstone, Dorset BH18 8PW. Tel: (01202) 659930. PRACTICAL WIRELESS is sold subject to the following conditions, namely that it shall not, without written consent of the publishers first having been given, be lent, re-sold, hired out or otherwise disposed of by way of trade at more than the recommended selling price shown on the cover, and that it shall not be lent, re-sold, hired out or otherwise disposed of in a mutilated condition or in any unauthorised cover by way of Trade, or affixed to or as part of any publication or advertising, literary or pictorial matter whatsoever. Practical Wireless is Published monthly for \$50 per year by PW Publishing Ltd., Arrowsmith Court, Station Approach, Broadstone, Dorset BH18 8PW, Royal Mail International, c/o Yellowstone International, 87 Burlews Court, Hackensack, NJ 07601. UK Second Class Postage paid at South Hackensack. Send USA address changes to Royal Mail International, c/o Yellowstone International, 2375 Pratt Boulevard, Elk Grove Village, IL 60007-9937. The USPS (United States Postal Service) number for Practical Wireless is: 007075.



# ALINCO GIVES YOU more FOR LESS!

## DX-70TH

100W HF Transceiver plus 100W on 6 mtrs



**£775.00**  
£8 P&P

The DX70 TH packs a hefty 100W punch on all Ham bands 1.8 - 50MHz. It is backed by a superb receiver with narrow filters fitted as standard. Make no mistake - this is a real DX operators transceiver ideal for use at home, in the car, or for that portable DXpedition. General coverage receive is included and wideband transmit facilities for export customers. The detachable front panel allows remote mounting and additional security.

- TX - all HF + 6mtr
- RX - general coverage 150kHz - 30-MHz 50MHz - 54MHz
- SSB, CW, AM, FM and digital modes
- 100 memories
- Detachable faceplate and remote mounting kit available
- Speech processor standard
- Narrow filters fitted as standard
- 100W output on HF & 6mtrs
- Selectable 4 stage RF gain -20dB to +10dB
- Superb TX audio and RX
- Excellent RX sensitivity
- Full break in on CW
- All mode squelch
- Scan facilities
- CTCSS encoder
- Noise blanker
- Quick offset for DX pile-ups
- IF shift control
- Separate HF & 6M antenna sockets



**£675.00**  
£8 P&P

- Covers all HF Amateur Bands
- General coverage receive (150kHz - 30MHz)
- 100 memories
- 100W, SSB, CW & FM, 40W AM
- Built in speech compressor
- Computer control with optional ERW-4
- Full QSK in CW modes
- QRM/QRN reduction with IF shift, RF attenuator and optional CW filter
- Two VFOs + memory operation mode
- Basic model upgradeable to (T) model with
- EJ33U Electronic keyer.....£29.95
- EJ34U CTCSS.....£19.95
- EJ35U CW filter.....£49.95

Post and Packing £2.75

## MICRO SIZED Handhelds



**£99.95**  
£8 P&P

**DJ-C1** 2mtr Handheld **£169.95**

- 144-146MHz TX • Extendable RX 118-174MHz inc (AM) Air band
- **DJ-C4** 70cms Handheld **£169.95**
- 430 - 440MHz transmit • Extendable receive 420 - 470MHz



### EMS-49 Speaker Mic

Miniature speaker mic with lapel clip for use with DJ-C1 and DJ-C4.

**£22.95** £2 P&P

## DJ-G5EY

Dual Band Handheld



- Spectrum channel display
- Optional extended receive including Airband 108-173.995MHz 400-511.995MHz 800-999.990MHz
- Full VHF/UHF Duplex
- Over air cloning
- Cross band repeat
- Up to 5W RF output
- 100 memories

NEW LOWER PRICE

**£269.00**  
£8 P&P

A brilliant twin band handheld that does everything including spectrum display of adjacent channels. The RX has a superb front end that does not suffer with breakthrough like some other handhelds. It has CTCSS/DTMF built in as standard.

## DR-610E

Twin Band Mobile



**£499.95**  
£8 P&P

## DR-150E

2 Metre Mobile



**£279.95**  
£8 P&P

A full featured 50W 144MHz FM mobile radio that's crammed full of extras. The DR-150 takes mobile radios into the 21st century!

- Optional receive to cover Airband, PMR, Marine, UHF, etc 135-950MHz (with gaps)
- 100 memories
- Channel Scope
- simultaneously displays 7 channels
- 9600 BPS Interface
- CTCSS encoder
- Time Out Timer
- On air cloning

## DR-605E

Dual Band Mobile



**£399.95**  
£8 P&P

Easy to use twin band mobile TX that delivers both high power and performance with user friendly features.

- 50W (2m) - 35W (70cms)
- 100 memories
- Full Duplex
- CTCSS encoder fitted

## EDX-1

HF Antenna Tuner



The EDX-1 is a coaxial tuner with built in Power and SWR meters. The ATU is rated at 120W and covers 160-10 meters including WARC bands.

**£159.95**  
£8 P&P

## EDX-2

Auto Random Wire Antenna Tuner



Quickly matches random wire antennas, mobile whips, verticals, inverted Ls. Wired for DX70 - but can be used with most HF Transceivers.

- 1.6MHz - 30MHz
- 200W PEP

**£289.95**  
£8 P&P

## DJ-191E

2 Metre Handheld

A new slim line 2 meter handheld that's easy to use and has an enormous clear display.

- Up to 5W output (with 9.6V NiCad pack)
- 40 memories channels
- Cloning capable
- CTCSS encoder
- DTMF fitted
- Battery save facility
- Scan functions
- Time out timer

**£169.95**  
£8 P&P



## DJ-190E

Low Cost 2mtr Handheld

A powerful super slim 2mtr handheld with a huge easy to read display.

- Up to 5W RF output (with opt. EBP-36N battery pack)
- 40 memory channels
- Includes NiCads and charger
- CTCSS tone encoder fitted
- Battery save function
- Scan function
- Time out timer setting

**£149.95**  
£8 P&P



The DR-610E dual band transceiver equipped with Alinco's Advanced Channel Scope utilises a 'Real Time Monitor' on 11 different frequencies simultaneously giving you quick visual scanning capability and the potential for making numerous contacts.

- 120 memories
- VHF 50W/UHF 35W max
- Channel Scope
- Full duplex
- CTCSS encoder
- AM Airband RX
- Optional extended receive inc airband
- VHF 108 - 174MHz
- UHF 420 - 470MHz

## DR-140E

2 Metre Mobile/Base

NEW LOWER PRICE



**£219.95**  
£8 P&P

Simple to operate, easy to program and dependable to use. It has optional extended receive coverage for airband, business and marine radio.

- Optional receive to cover Airband, PMR & Marine 118-135.995MHz (AM) 136-173.995MHz (FM)
- 51 memories
- Time out timer
- Alpha numeric display
- 50W FM output
- Electronic squelch
- c/w DTMF mic

## DR-M06TH

6mtr FM Mobile 50 - 54MHz



**£249.95**  
£8 P&P


With the new 6 metre repeaters now up and running, this is the ideal radio for the Band. With an optimised receive front end, CTCSS encode and easy to use controls you will be amazed at the range achievable.

- 100 Memories
- Programmable Repeater Shift

## NFM-1

HF stainless steel mobile antenna c/w spring base.

Covers: 3.5 - 30MHz (when used with EDX-2 auto ATU) Length: 2.7 metres



**£59.95**  
£8 P&P



NEW SUPER SLIM  
micro dual band transceiver

# alinco DJ-C5E



The new Alinco DJ-C5E is so slim that it will hide in a shirt pocket and yet it has the power to work repeaters miles away. Clear, clean audio, 40 memory channels plus two call channels, one per band and a lithium ion battery that can be charged hundreds of times without memory effect.



- 40 memory channels plus one Call channel per band, each memory capable of non-standard splits
- CTCSS encode plus tone burst
- 300mW output
- Large capacity internal 500mAh lithium ion battery
- Earphone/mic port
- Built-in loudspeaker
- Includes snap-in battery charger
- Fast 2 hour charging time
- 56(W) x 94(H) x 10.6(D)mm (without projections)
- Weight only 80g

- 144 - 146MHz transmit
- 430 - 440MHz transmit
- Extendable receive 118 - 174MHz including (AM) air band
- Extendable receive 420 - 450MHz



alinco EMS-49

SPEAKER MIC

Miniature speaker mic with lapel clip for use with DJ-C5E

£22.95

only  
**£189.95**  
£6 P&P

## ACCESSORIES

- Soft case
- Earphone
- Two hour charger
- Rechargeable Lithium-ion battery
- Flexible whip antenna
- Speaker Mic EMS-49

**NEVADA**®  
UK DISTRIBUTORS  
FOR ALINCO PRODUCTS

# ALINCO

innovation • quality • style

• 189 London Road • North End • Portsmouth • Hampshire • PO2 9AE • e-mail: [info@nevada.co.uk](mailto:info@nevada.co.uk) • website: <http://www.nevada.co.uk>  
• tel: **01705 662145** • fax: **01705 690626**



# MULTICOMM 2000

★ FINANCE AVAILABLE ★  
LARGE SHOWROOM ★ BEST PRICES

## YAESU ★ YAESU ★ YAESU

*Choice of the top DXer's*

FINANCE AVAILABLE

FOR A FINANCE EXAMPLE, PLEASE SEE OPPOSITE PAGE

FINANCE AVAILABLE



**YAESU FT-1000MP DC**  
Yaesu's flagship 1.8 - 30MHz 100W all mode, EDSP filter, auto ATU, Collin's filters. The ultimate HF transceiver.  
**OUR PRICE £1975.00**  
or 36 mths @ £64.51



**YAESU FT-920**  
Despite competition from Icom & Kenwood, the 920 clearly remains our most popular transceiver ever sold. Full HF + 6m coverage. Now supplied with AM & FM.  
**OUR PRICE £1249.00**  
or 36 mths @ £40.79



**YAESU FT-840**  
Yaesu's entry model HF transceiver. General coverage receiver. Full 100W output. Great value for money and fabulous performance for its price.  
**OUR SPECIAL PRICE £629.00**  
or 36 mths @ £30.54

### YAESU FT-847

The one we've all been waiting for! We expect our first shipment sometime in May '98. Deposits are now being taken!  
**CALL US NOW FOR OUR BEST PRICE.**  
or 36 mths @ £45.56



### YAESU FT-900AT

We are now able to offer this semi-mobile transceiver at the lowest price ever. Full HF all mode coverage. Auto ATU as standard.  
**OUR PRICE £799.00**  
or 36 mths @ £26.10



### YAESU FT-8100

This great value for money dual band mobile transceiver features detachable front panel, 50W on 2m, 35W on 70cms, wide band receive & easy to read display.  
**OUR PRICE £368.00**  
or 36 mths @ £12.02



**WE NOW OFFER FINANCING**

**10% deposit**

on most of our selection of

**NEW OR USED EQUIPMENT**

Take up to 36 months to pay

**"ALL MAKES"**



### YAESU VX-1R

What a superb dual band hand-held transceiver and scanner. All in one complete package. Alpha numeric display, CTCSS, dual watch & 16 hours receive compatibility.  
**OUR PRICE £225.00**  
or 36 mths @ £7.35

# ICOM

**LOMBARD TRICITY**  
**CHARGE CARDS**  
**ACCEPTED**

**APR 19.9%**



### ICOM IC-746

Latest HF + 6 + 2mtr transceiver. Extremely high spec and great value for money at **£1395.00**  
or 36 mths @ £45.56.



### ICOM IC-756

Now available at a greatly reduced price. This transceiver offers the very best value for money. Not discontinued.  
**OUR SPECIAL PRICE £1399.00**  
or 36 mths @ £45.70.

### ICOM IC-207H

Dual band transceiver. Detachable front panel. 50W on 2mtrs & 35W on 70cms. Super wide band receiver with AM airband.  
**OUR PRICE £299.00**  
or 36 mths @ £9.77.



### ICOM IC-706 DSP

How much more can they cram into such a small transceiver? DSP now fitted as standard. HF + 6 + 2mtrs.  
**OUR PRICE £925.00**  
or 36 mths @ £30.21.



# SALES HOTLINE 01480 406770

★ USED EQUIPMENT ALWAYS WANTED  
★ GUARANTEED TOP PRICES PAID

## ALINCO



**ALINCO DX-70T (H)**  
HF + 6, 100W CTCSS & CW  
filter.  
**PHONE FOR SUPER  
LOW PRICE**  
or 36 mths @ £21.52.



**ALINCO DX-77**  
Interesting HF transceiver. Great Alinco value.  
Great Alinco quality.  
**OUR PRICE £659.00** or 36 mths @ £21.52.



**ALINCO DJ-G5 EY**  
Brilliant value for money. Dual  
band transceiver. Wide band Rx.  
**PHONE FOR OUR LOW  
PRICE**  
or 36 mths @ £7.35.

DR-M06T	20W, 6mtr.....	£249.00
DR-M06T	6mtr.....	£249.00
DR-150	2mtr, 50W.....	£279.00
DR-605	Dual band.....	£399.00



**ALINCO DR-610** Twin band high power.....£499.00

EDX-1	HF ATU.....	£159.00
EDX-2	Auto HF ATU.....	£289.00
DJ-191	2mtr hand-held.....	£169.00
DR-430	70cms, 35W.....	£259.00

**ALL PRICES  
INCLUDE  
VAT**

# RECEIVERS

**PRICES DO  
NOT INCLUDE  
P&P**



**JRC NRD-535G**  
A remarkable receiver at a  
remarkable price.  
**SPECIAL OFFER PRICE**  
**£899.00** or 36 mths @ £29.36



**DRAKE SW-2**  
Good value, general purpose  
short wave receiver.  
**OUR PRICE £429.00**  
or 36 mths @ £14.01



**ICOM IC-R8500**  
Professional quality, all mode  
receiver. 0.1 - 2GHz.  
**OUR PRICE £1299.00**  
or 36 mths @ £42.43



**BEARCAT 9000XLT**  
Fantastic value for money.  
AM/FM switchable.  
**OUR SPECIAL PRICE**  
**£229.00** or 36 mths @ £7.48

## AOR

**AOR AR7030**

**CASH  
PRICE**

**£679.00**  
or 36 mths @  
£22.18



**AOR AR8000**

**CASH  
PRICE £289.00**

or 36 mths @  
£9.44



**AOR AR5000**

**CASH  
PRICE**

**£1279.00**  
or 36 mths @  
£41.77



### FINANCE EXAMPLE

All examples do not include PPP.

Payment Protection Plan is available upon request.

Cash	10%	36	Total	APR
price	deposit	months @	credit	
<b>£289.00</b>	<b>£29.00</b>	<b>£9.44</b>	<b>£368.84</b>	<b>19.9%</b>

WRITTEN QUOTATIONS AVAILABLE UPON REQUEST

WE HAVE AN EXTENSIVE RANGE OF NEW AND  
PREVIOUSLY OWNED EQUIPMENT.

FOR THE MOST ACCURATE AND UP-TO-DATE  
LIST, PLEASE VISIT OUR WEBSITE AT:

<http://www.multicomm2000.com>

MOST OF OUR USED EQUIPMENT CARRIES A  
FULL 12 MONTH WARRANTY

## AOR

**AOR AR3000A**

**CASH  
PRICE**

**£689.00**  
or 36 mths @  
£22.50



**AOR DJX10**

**CASH  
PRICE**

**£259.00**  
or 36 mths @  
£8.46



**YAESU FRG-100**

**CASH  
PRICE**

**£399.00**  
or 36 mths @  
£13.03



**UNIT 3, 86 CAMBRIDGE STREET, ST. NEOTS, CAMBS PE19 1PJ**

E-mail: [sales@multicomm2000.com](mailto:sales@multicomm2000.com) Website: <http://www.multicomm2000.com>

**FAX: 01480 356192**





# RADIOWORLD

## (WEST MIDLANDS)

37 COPPICE LANE  
CHESLYN HAY, WALSALL  
WEST MIDLANDS WS6 7HA  
WE ARE 5 MINS AWAY FROM J11 M6

TEL SALES/FAX: 01922 414796

MOBILE TEL: 0850 099244

**Dealers for Alinco, Icom, Yaesu, Kenwood & AOR.**  
**Full 12 month warranty on all new equipment.**

TELEPHONE  
SALES ON:

**01  
922  
41  
47  
96**

Ask for Dave  
(G1LBE)

Open 7 days per  
week till 9.00pm



There is NO CHARGE for  
using credit cards

**WANTED**

**USED  
EQUIPMENT**

**PX WELCOME**

**BEST PRICES  
PAID!**

ICOM	YAESU	KENWOOD	AOR	ALINCO
 <b>IC-706</b> <del>£900.00</del>	 <b>FT-920</b> <b>£1274.00</b>	 <b>TS-870</b> <b>£1699.00</b>	 <b>AR8000 UK</b> <b>£295.00</b>	 <b>DX-70TH</b> <del>£775.00</del>
 <b>IC-746</b> <del>£1695.00</del>	 <b>FT-1000MP AC</b> <b>£2150.00</b>	 <b>TS-570D</b> <b>£1150.00</b>	 <b>AR5000</b> <b>£1270.00</b>	 <b>DX-77</b> <del>£675.00</del>
 <b>IC-PCR 1000</b> <del>£349.00</del>	 <b>FT-VX 1R</b> <b>£228.00</b>	 <b>TH-G71E</b> <b>£249.95</b>	 <b>AR3000A</b> <b>£679.00</b>	 <b>DJ-G5EY</b> <del>£269.00</del>
 <b>IC-756</b> <b>£PHONE</b>	 <b>FT-847</b> FREE power supply <b>£1695.00</b>	 <b>TM-G707</b> <del>£349.00</del>	 <b>AR7000</b> <b>£775.00</b>	 <b>DR-M06T</b> <del>£249.00</del>

We are now able to supply:- Alinco, SGC, Cushcraft, Outbacker, Timewave, Taiwan Serene, Gap Antennas, AOR and Yupiteru scanners. We also supply all accessories for major brands.

**NEXT DAY DELIVERY . . . PRICE MATCH**

**WE NOW UNDERTAKE REPAIRS, MODS, SERVICING ALL WORK WARRANTED.**

**7 DAY TURN ROUND. LOW RATES. CALL ON 01922 414796**

## SECONDHAND EQUIPMENT

<b>KENWOOD</b>	Adonis DX-10 new mobile HF mic .....	£40	FT-1000D mint .....	£1800
TS-870S DSP transceiver .....	Cushcraft Ten 3-element 10 meter as new .....	£100	FT-736R 2m/6m/70cm .....	£900
TS-870S DSP transceiver .....				
TS-711E base 2 multi mode transceiver .....	<b>YAESU</b>		<b>ICOM</b>	
TS-850S transceiver .....	FT-8500 .....	£350	IC-706 MkI transceiver .....	£600
TM-251E 2m 50W .....	FT-980 .....	£450	IC-726 HF/50MHz .....	£550
TL-922 HF amp 1kW .....	FT-726R 2/6/70 base .....	£650	IC-W31 dualband inc dual receiver. New -	
TS-440SAT with filter .....	MD-1 mic .....	£75	12mths warranty .....	£240
TS-970E dual band base .....	FC-102 antenna tuner .....	£195	IC-T7 new dualband .....	£199
TS-950SP .....	FRG-8800 late receiver converter .....	£375	IC-AT160 auto tuner .....	£169
TS-950SDX .....	FT-990 AC transceiver (2 only) .....	£1050	IC-706 MkII .....	£725
	FT-747 transceiver HF .....	£350	R-72 receiver .....	£400
Microwave mods 50W VHF .....	FT-757 transceiver (mint) .....	£400	AT-500 .....	£220
BNOS 50W VHF .....	FC-757AT (mint) .....	£180		

Warranty on all secondhand equipment. Telephone for an up to date list

**01922 414796** (Commission sale taken)







# Letters

COMPILED BY

ROB MANNION G3XFD & ZOË CRABB

## STAR LETTER

### Lirpa Loof & Regulations

Dear Sir

I'm writing with regards to 'New Regulations' supplied by Lirpa Loof, April PW.

Following the report the new CEPT regulations will require Radio Amateurs to take the RAE and Morse tests in English, French and German, I am interested to know if PW have any plans to produce a tri-lingual edition of the magazine! Obviously as more languages are added, it would become impossible to produce one magazine, therefore I would suggest you print separate editions for each language, thus giving one the opportunity to choose which one we want!

It would be nice to think that for those of us who have a subscription we could be given the choice of having a different edition each month, this would make for very exciting reading, although the thought of reading Rob Mannion's Editorial in Hungarian somehow makes the mind boggle!

I would like to thank all of you at PW for producing such an excellent magazine which I feel is the best one for radio amateurs. The new look is good and there is a good variety of articles. In the future I would be very interested in an article about filters and how to build them if this is at all possible. I look forward to future editions of PW.

Leslie Wright  
Chester

News Editor Donna G7TZB replies: Thanks Leslie, your suggestion of producing a tri-lingual edition of PW has undergone serious discussion by the Editorial 'team' however, it was decided that if we produced PW in this way we may be in danger of alienating readers from countries other than England, France and Germany. So, until such time that we can produce a multi-lingual edition of *Practical Wireless* the decision has been taken to keep it in English and to fly the flag for the UK as the 'UK's Only Independent Amateur Radio Magazine'.

Thank you to everyone who wrote in with reference to the Lirpa Loof Spoof News story, I'm glad that so many of you took it in the way in which it was intended.

### Letters Received Via The 'Internet'

Many letters intended for 'Receiving You' now arrive via the 'Internet'. And although there's no problem in general with E-Mail, many correspondents are forgetting to provide their postal address. I have to remind readers that although we will not publish a full postal address (unless we are asked to do so), we require it if the letter is to be considered. So, please don't forget to include your full postal address and callsign along with your E-Mail hieroglyphics! Editor

### Garmin GPS - Battery Life

Dear Sir

I read with interest David Butler's review of the Garmin GPS III (PW March 1998) as I purchased the same model some four months ago. Like your reviewer, I never cease to be impressed by its performance - but like David, I was also initially very disappointed by the fairly short battery life.

A set of new 700mAh NiCads provided a paltry 2.5 hours use before the 'low battery' warning indicator appeared, while the high cost of alkaline cells preclude their consideration as a serious long term option. The answer was to spend £10 at a rally on a set of AA size NiMH cells. These, when fully charged, will run the GPS for up to six hours continuously (less if the backlight is used).

They also have the advantage, that due to their lack of 'memory effect' their charge can be 'topped-up' as and when necessary. I hope that this information will be of interest to anyone considering the purchase of the Garmin GPSIII.

Andrew Dermont G8BGT  
Berkshire

### First Morse QSO

Dear Sir

Reading the letter from Dave Skye G3PLR in the April issue of PW caused me to recall a similar experience when I first ventured onto the h.f. bands using c.w. Having studied for the 'plain text and numbers' Morse test, I finally passed the exam in January 1988.

I was extremely lucky in so much as my Morse teacher offered to continue my tuition, after passing my exam, so that I could learn the art of 'on air' c.w. operation. I readily agreed to this additional tuition and noted how very different this style of Morse was to that which I had already learnt.

Armed with this new knowledge and the assurance that "good c.w. operators could, and usually would, adjust their speed to suit that of the station calling", I went on air. I put out a CQ call on 7MHz and received a reply from a G4 'machine gun Morse merchant' who, to my surprise, went immediately into his first over.

He was rattling along well over my speed and it took all my concentration just to get his complete callsign. In my innocence, I sent 'QRS' a few times followed by a 'K'. The station replied at exactly the same speed as the original over. This time I sent 'PSE QRS' and was astonished when, instead of a slow over, I was greeted with a chorus of 73 and then the station either shut down or moved to another frequency.

Is this what I had spent the last six months studying for? Undeterred I

called CQ again and had a very enjoyable QSO with a German station. Others followed and I came off air feeling reasonably satisfied that I could operate c.w. and work other stations.

This was the beginning of over 18 months of solid c.w. operation. Eventually, when finances permitted, I purchased a transceiver capable of s.s.b. and moved away from c.w. entirely.

In mid 1997 a friend asked me to help him cram for his forthcoming Morse test. This renewed my interest in the code and the evenings of sending and receiving helped me get my c.w. back up to scratch again.

My first c.w. QSO for more than seven years took place in August 1997 on 3.5MHz. As luck would have it, the QSO was with a member of the FISTS CW Club. He not only stuck with me through a very shaky QSO, but also instantly slowed down to my speed without having to be asked.

This, in itself, gave me the confidence boost I needed and I have now returned almost entirely to c.w. I have also joined the FISTS CW Club and worked many like minded operators who are more concerned with the quality of their Morse than the speed they can send it at.

They do their utmost to welcome and encourage new c.w. operators to the world of Morse Code. In my opinion, this organisation proves that a c.w. QSO need not be a battle of wits but can be a pleasurable way to enjoy another means of communications in this vast hobby of ours.

Chris Carrington G0IYZ  
Derby

### Morse & The 'A' Licence

Dear Sir

Views from one extreme to the other have been expressed in various publications, over the last couple of years in particular, on the subject of the 'A' licence requirement for a pass in the Morse test.

I think it's so obvious that the majority of those in favour of keeping the requirement, including the RSGB, only want to keep it as a tool for limiting the number of operators on the already overcrowded bands, in particular those coming from the 11m/CB avenue.

It's also just as obvious that those opposed to keeping the requirement just can't be bothered to learn a simple code that even children have managed to learn at very young ages.

I was very lucky in that I was taught Morse code (1987) at speeds of up to 50w.p.m. while in the Royal Signals, by a great character called **Charlie Edgar**. I wonder whether any older ex RS readers might recall him from earlier years? These speeds were attained over



a period of seven months, with many other subjects covered on the syllabus during this time. Surely 12w.p.m. is attainable to anyone interested enough in radio to want to get onto the bands?

The view of the RSGB and other advocates for the Morse is, in my view, quite hypocritical. If a pass in the Morse test is so necessary to be allowed access to the h.f. bands, then surely an annual competency test should be introduced to monitor operators skills so that the level of Morse skills remains at a satisfactory standard.

I personally am in favour of this as I am sure that a lot of supporters of the requirement for a pass in the Morse test would suddenly become silent - at least the members of the 'I had to pass mine, so everyone else should, even though I've never used it since' brigade would.

Finally, I've got a 'whinge' about callsign allocation. Isn't it about time we dragged the RA/SSL into this century. After a pass in the RAE and Morse test, I reserved the callsign MW0BRO but I have to wait for the suffix sequence to reach BRO before being allowed to transmit!

I would gladly pay a fee to be able to get my licence and use my chosen callsign immediately! If the SSL's computer can't handle printing an out of sequence callsign onto a licence, I

wonder how it's going to handle the Millennium Bug. Here's hoping I'm licensed by the end of the century!

**Martin Lewis MW0BRO**  
Wales

## Lisle Street

**Dear Sir**

Remember Lisle Street? Memories of long ago, of constructing sets featured in *PW* were brought back on reading the letter 'It's a small world' by **John Taylor G3OHV** in the October 1997 issue. Also interesting were the Editor's comments about Lisle Street in the May 1998 issue, where we home constructors bought our components, valves and ex-government gear from the many radio shops, all interspersed with steep stairways leading to entirely different pleasures above!

One particular instance which sticks in my memory was when I had my nose pressed against the glass of a radio shop and a small very young sailor strolled by. A tall voluptuous lady standing at the bottom of a stairway put out an arm and grabbed the lad and he was whisked upstairs before you could bat an eyelid...!

Things have changed over the years, and when I looked up Lisle Street a short while ago, it was all Chinese

## Oops!

**Dear Sir**

With regards your 'Back To Basics', page 22 of the April edition of *PW*. The mains are 50Hz as you say, but 50 positive and 50 negative pulses do not make 100Hz from the tip of a soldering iron because you need one +ve pulse and one -ve pulse for 1Hz, therefore at the tip of the iron is a 50Hz mains hum and not 100Hz.

Back To Basics? I think not!

**Ross Bradshaw G4DTD**  
Milton Keynes

**Editor's reply: Oops! Sorry readers - my mistake - of course the frequency is still 50Hz. My mistake Ross - but perhaps I wouldn't have made such a glaring error if we still referred to frequency in the more explanatory 'Cycles per second'?**

shops and offices, not a radio emporium left from those 'good old days'.

**Douglas Byrne G3KPO**  
Isle of Wight

## Wynn's One Valver

**Dear Sir**

Ever responsive to the 'call' from the Editorial 'throne' of our favourite magazine, here a few lines and a photo of the little 0-V-0 that got built a few years ago, to show what one valve would do - safely - from the inspiration of **Ron Pearce's** 'One Valve Short Wave Receiver' in *Short Wave Magazine*, Sept 1990.

Having a selection of three Acorn Valve type 957 (intended for a 144MHz transceiver, *PW* of many moons ago) with its 1.4V filament suggesting the use of a single NiCad cell (maintained charged via a 'fairy light' bulb and gating diode from the shack's 12V supply) a slot was incorporated below the 'breadboard' to house a 'domino-stacked' set of PP3 batteries. The half dozen giving adequate - but not cheap! - safe h.t. using conveniently available power sources and connectors.

Not having (as Denco had not re-started production) the specified plug-in coils, we used some miniature Eddystone ones, needing a Hivac style 4-pin base, fortunately also available from the shed-sized 'junk box'. This meant fitting an isolated reaction (positive feed back) capacitor with an insulated flexible shaft extension, wherein lies its 'Achilles heel', for the tuning/reacting hand has to stay put, else the finely adjusted gently oscillating condition changes enough to 'lose' a weak signal! Should I ever get round to a rebuild, it would be worthwhile changing to a Pentode Valve (the 954 being an Acorn type, but this of course has a higher current 'heater').

The circuit could then become the ECO type. This allows potentiometer control of feed-back, thorough decoupling of the screen grid to give isolation to the anode and audio circuitry and headphones wiring. The headphones being 50 year-old high resistance SG Brown types.

As I built the receiver as a demonstration model, provision for monitoring the grid waveform was made via a 200k $\Omega$  extension to the 1.8M $\Omega$  grid leak resistor. This reveals 'all about' the dreaded Miller effect of triodes at r.f. with the asymmetric

limiting by grid current of positive excursions of the tuned circuits magnified voltages, with 'damping' of the high Q circuit, but appreciably more negative peaking, giving greater voltages between grid and anode capacitance.

Also, the r.f.c. being a modern Ferrite cored variety, may have too great a capacitance in its solitary 'pie' to do its duty in the traditional manner. Perhaps future keen types may be dextrous enough to wind a 40s.w.g. radio frequency choke!

Antenna connection were by 'croc clip' onto various points via small capacitors, all adding to the fun and games attitude to 'play' with such 'one lung' devices. But having my Lowe HF-225 nearby, frequency checking was easily possible as the little receiver has definite ambitions for the 'big time' to become a transmitter with its oscillating detector!

**Wyn Mainwaring GW8AWT**  
**Tyle Bach, Manordeilo**  
**Llandello, Dyfed SA19 7BA**

**Editor's comment:** Photocopies of Wyn's version of the circuit are available from the *PW* offices by enclosing an s.a.e. He's also kindly suggested his address and telephone number, (01550) 777234, be published so he can offer further assistance to readers interested in the project. I think that there's a possibility the the Llandoverly College Amateur Radio Society (of which Wyn & Eileen Mainwaring are mainstays) may well attract more members too!



EVERYONE HAS AN OPINION - SEND YOURS TO PW AND WIN A VOUCHER TO SPEND ON ANY PW SERVICE



# news

COMPILED BY DONNA VINCENT G7TJB

## In Harmony - Adur & Ten-Tec



If you're into kit building then Adur Communications is the place to go, as they are now stocking a comprehensive range of Ten-Tec Kits. The range includes everything from short wave receivers through dummy loads and s.w.r. bridges to complete transceivers!

Ten-Tec Inc., who reside at 1185 Dolly Parton Parkway, Sevierville, Tennessee, USA have been in business since 1968 when the company was founded by Al Kahn K4FW and Jack Burchfield K4JU. Both men, having worked together previously, decided to start their business with tool-and-die work and QRP Amateur Radio Kits, so they employed a workforce of seven and the doors opened for business in September 1968. So, kits have been part of Ten-Tec's business from the start and although manufacture stopped in the mid-1970s it resumed again in 1994 when a new line of kits was developed.

Ten-Tec have grown to be of four world-wide manufacturers of amateur radio equipment and virtually everything that goes into their products is manufactured on site. Their kit business has grown so much that Ten-Tec now have at least one kit dealer in every CE country and in a few have multiple dealers. In the UK, their only dealer for kits at present is Adur Communications.

Phil Godbold G4UDU of Adur has been involved with Ten-Tec for a number of years, mainly in the servicing of their equipment for the European market and so the progression to dealer would seem a natural one. For a full price list and catalogue of Ten Tec kits you are invited to contact Adur Communications at Belmont Buildings, The Street, Bramber, Steyning, West Sussex BN44 3WE. Tel: (01903) 879526. Full details can also be found on Adur's Web Site at <http://www.prestel.co.uk/adurcomms>

Practical Wireless will be reviewing two Ten-Tec kits in the shape of the RF Counterpoise and SWR Wattmeter in the very near future and you'll also have a chance to win the completed kits. Watch this space!



## Hi-Tech Manuals

Mauritrion Technical Services are a major supplier, in the UK, of Service Manuals for all types of equipment ranging from the earliest vintage valve sets to the latest video recorders, etc. They have been supplying manuals to the electronics repair trade since 1988 and have just launched a series of CD-ROMs containing their technical manuals as compilations.

Each CD-ROM contains 25 service manuals covering a wide range of equipment. The CD-ROMs which are currently available contain manuals for Television, Video Recorders, Computer Monitors and Vintage Valve Wireless sets. Future

editions will cover Test equipment, Amateur Radio equipment and Office equipment to name a few.

Mauritrion say that once you've used the CD method of obtaining servicing information

you'll wonder how you managed before! Each CD costs **£24.95** plus VAT and are available from Mauritrion at **8 Cherry Tree Road, Chinnor, Oxfordshire OX9 4QY. Tel: (01844) 351694, FAX: (01844) 352554** or **E-mail: enquiries@mauritrion.co.uk** If you've Internet access you can find details of the latest editions and current special offers on the Mauritrion Web site at <http://www.mauritrion.co.uk/mauritrion/>

A full catalogue detailing all the makes and models covered by the CD-ROM series and the range of technical publications is available on a floppy disk. To receive yours, just send two first class stamps to Mauritrion. If you want printed copies of the manuals they are still available.

## More Minatures!

Do you remember the Alinco DJ-C1 (144MHz) and C4 (430MHz) hand-helds which were reviewed in the September 1997 issue of *Practical Wireless*? Well now there's a dual-band version available.

The latest 'super slim credit card' sized radio is the DJ-C5E and like its single band stable mates is small enough to hide in a shirt pocket! The DJ-C5E features 50 memory channels plus one call channel per band, CTCSS encode plus tone burst, 300mW of output power and a large capacity internal 500mAh lithium-ion battery.

Weighing in at only 80g and measuring just 56 x 94 x 10.6mm the DJ-C5E is light and slim, but, the manufacturer's state... it's powerful enough to deliver clear clean audio. And that's not all the recommended price is just **£189.95!**

To find out more about the DJ-C5E contact **Nevada at 189 London Road, North End, Portsmouth, Hants PO2 9AE. Tel: (01705) 662145, FAX: (01705) 690626.**



## Casio Catch

If you travel away from home a lot and tend to miss out on your favourite television programmes then the new **Casio JY10** could be just what you've been looking for! The JY10 is a portable television with a 2.3in colour l.c.d. screen giving, the manufacturers claim, excellent picture quality.

Styled in yellow, the JY10 features an earphone jack, which allows you to listen in private while watching and an audio video/jack allowing instant playback of home-made videos - ideal for those



## Radio Basics

If you've been following **Rob Mannion G3XFD's** 'Radio Basics' series over the last few months in *PW* don't forget to send in for your **free** Radio Basics Information Sheets. Editions 1 and 2 are currently available from the Editorial offices upon receipt of a **large stamped addressed envelope**. In addition to this, if you'd like reprints of Rob's original 'Getting Started the Practical Way', 5-part series first published in 1986 please enclose a cheque (payable to **PW Publishing Ltd**) or Postal Order for **£2.50** with your request.



## Decoding & Analysing

It's generally an accepted fact that many radio enthusiasts are also avid PC users. And by using the new **Wavecom W41PC** card you can now enjoy both radio and computing side-by-side.


The Wavecom W41PC boasts dual digital signal processors capable of handling more than 64 million instructions per second along with 4Mb of on-board memory and a well tested software package. To set-up your computer for use with the W41PC all you have to do is run a Windows based software program which has been developed by Wavecom Elektronik AG. The current software revision allows decoding of 70 modes across the h.f., v.h.f., u.h.f. and s.h.f. bands and when used in connection with the SHOC Radio Manager and the Klingenfuss Verlag database the user has access to an almost unlimited range of PC scanning options.

It's possible to fit a total of four W41PC cards into one PC, which ensures concurrent monitoring of up to four data transmissions at any one time. For more details and price information contact Sight Systems Ltd., Wavecom Sales & Marketing, Woods Way, Worthing, West Sussex BN12 4QY. Tel: (01903) 242001. Additionally for a full product portfolio point your web browser at: [www.sightsystems.mcmail.com](http://www.sightsystems.mcmail.com)

holiday and DXpedition trips! Battery life is around four hours and optional extras which are available include a car adaptor and an a.c. adaptor.

The price of the Casio JY10 is around the **£99** mark, however there are five models in the range with prices ranging from £89 to £330. If you're interested in getting

hold of your own portable television check out your local Argos, Dixons, Tandy and Tempo stores.



The 1998 Young Amateur Of The Year Award (YAOTYA) has recently been announced by the **Radiocommunications Agency** in conjunction with the **Radio Society of Great Britain**. The annual award, which is given for the most outstanding achievement by a young Amateur Radio enthusiast, is open to anyone under 18 with an interest in radio (candidates do not have to be licence holders).

The following areas of activity will be taken into account when applications are assessed:

- \* d.i.y. radio construction
- \* Operation of radio
- \* Community service
- \* Encouraging others
- \* School projects

The idea behind the award is to generate interest in Amateur Radio and to encourage more people to become actively involved.

Applications for the YAOTY award should be sent to **Radio Society of Great Britain, Lambda House, Cranbourne Road, Potters Bar, Herts EN6 3JE** and must be received by **31 July 1998**. The award is open to any resident of the UK, Channel Islands or the Isle of Man and entrants must be nominated by an adult sponsor.

The winner of the award will be presented with their £300 prize together with other radio 'goodies' at the RSGB's HF Convention in September 1998.

**Young  
Amateur  
Of The  
Year  
Award**

## 50 Years Of Computing

June 21 1948 saw the birth of the first stored-program electronic digital computer, at the University of Manchester. The machine had the ability to store and run any program put in by a user, which set it apart from all other special purpose computing machines and highlighting it as the first computer.


To commemorate the landmark of scientific research, a large number of activities will take place in Manchester during June of this year. Events will include the commissioning of an exact replica of the Manchester Mark 1 computer, public lectures, and 11 scientific conferences all of which will be held at the University of Manchester.

A Special Event Station will go on air on 7 June 1998 until the end of the month, using the callsign **GB50MKI** (50 years Mark 1) to mark the celebrations. The GB50MKI station will transmit on all short wave bands

above 1.8MHz, using s.s.b., c.w. and f.m. but focusing in particular on data modes. Via a BBS operating on v.h.f., information about local events as well as technical information regarding the Manchester Mark 1 computer will be accessible 24 hours a day.

Special QSL cards will be issued for contacts with GB50MKI, and the transmission schedule of GB50MKI will be published in advance on the World-Wide Web. Point your browser at: <http://www.gb50mki.org/>

For more information the GB50MKI celebrations contact either **Simon Kahn G0STU** via E-mail at: [simon.kahn@ic.ac.uk](mailto:simon.kahn@ic.ac.uk) or **Michael Lancaster G7VYZ** on Tel: **0161-275 6083**, FAX: **0161 275 6040** or E-mail: [M.Lancaster@mcc.ac.uk](mailto:M.Lancaster@mcc.ac.uk) Up-to-date information about all events can be found at <http://www.computer50.org/index.html> and more detailed information about the world's first stored-program computer can be found at <http://www.computer50.org/#mark1>



FOR A FREE MENTION ON THESE PAGES SEND YOUR NEWS & PRODUCT INFORMATION TO DONNA G7TZB TODAY!



# club spotlight

COMPILED BY ZOË CRABB

## Library Display Success

The **Cockenzie & Port Seton Amateur Radio Club's** local library has two display cabinets, displaying various activities and items of interest on a regular basis. These displays normally run from four to six weeks.

When one display was finished the club were undecided as to what to show next when **Liz Clark 2M1GLD** (one of the Radio Club's most recent Novice 'Passes'), who works in the library, came up with an idea. Why not put on a display telling the local people all about the Radio Club and Amateur Radio in general?

Secretary **Bob Glasgow GM4UYZ** then received a 'phone call from **Claire Johnston**, the Head Librarian. She was officially asking if the Radio Club was interested, of course, was the answer!

The display was duly set-up and was in the library for six weeks before receiving a request from the librarian at Haddington Library asking if it could be moved there, which it now has.

According to Claire and Liz, the display, whilst in the library, definitely attracted a fair amount of interest. But whether it has induced people to take it further, well, time will no doubt tell.

So, how about approaching your own local library and ask if something similar could be done? It's definitely a cheap and effective way to promote Amateur Radio to the masses. Even if you only bring one person into the hobby, the exercise has done its job!

Finally, the Cockenzie & Port Seton Amateur Radio Club are holding their 144MHz d.f. hunt on Friday **May 15th 1998**. The meeting place will be in the car park near the old Pond Hall site in Port Seton at 1830 and the first transmission will be made at 1900.

All will be made welcome, so do go along for a bit of fun and friendly competition. An entry fee of £1 will be levied, with all proceeds going to the club's adopted charity, The British Heart Foundation.

For more information, contact Bob Glasgow on **(01875) 811723**.



Cockenzie's wonderful library display.

## Special Event Station

The Special Event Station **GB5MU** (5 Maintenance Unit) will be on the air during the 2nd Kemble Air Show to be held on **31st May 1998**. This year sees the 60th Anniversary of No 5 Maintenance Unit, which was formed on June 22nd 1938. The station 5MU has had a fascinating history, from its early days as an aircraft storage facility, through to the departure of The Red Arrows in 1983.

The event will feature both static and airborne displays - from a Tiger Moth to a Tornado, representing RAF Kemble's involvement over the years. The Red Arrows will take part in the event as well as providing Red 11 on static display.

In conjunction with the Air Show organisers', members of the **Trowbridge & District Amateur Radio Club** will operate the station, which is located in the Bristol Aero Collection Museum. Planned operation will be primarily on 80/40 (3.5/7MHz) and 2m (144MHz) with a possibility of 6m (50MHz) as well.

For further information about the Air Show telephone the information line on **(0891) 122900** (calls 50p a min.) or E-mail <http://www.notar.force9.co.uk/kad98.htm> For GB5MU, telephone **Ian Carter G0GRI** on **(01225) 864698** evenings and weekends. QSL cards available and to be direct to G0GRI with an s.a.e. or via the Bureau.

## Nunsfield House ARG

For more than 30 years, the **Nunsfield House Amateur Radio Group** has been a prominent organisation within the amateur radio community of Derby and its surrounding area. The Group is affiliated to the RSGB and is a section of the Nunsfield House Community Association. The HQ and shack are located in the Association's main building, which is just off Boulton Lane in the Alvaston area of Derby.

Having more than 60 members, the Group has an extremely active programme of events throughout the year, encouraging as much membership participation as possible. As well as having 'in-house' events such as talks,



video presentations, home-brew competitions, etc., the Group also has a programme of external events such as minibus trips to rallies, attending local lectures, quiz nights, etc.

As an approved City & Guilds Novice licence examination centre, the Group organises regular Novice Licence courses which are instructed by **Frank Whitehead G4MML** who is the Senior Instructor for the Derby area. The current course has 17 students attending regularly on a Saturday morning. The next course begins in September, and details can be obtained from Frank on **(01332) 512080**.

The Group is also responsible for organising the Elvaston Castle National Radio Rally, held this year on **Sunday 14th June**. Further details about the Rally from **Brian Reid**, Rally Secretary, on **(01332) 751412**.

The Group meet each Friday at 7.30pm for the programmed events and a less formal get together takes place on a Monday evening. Visitors and new members are always welcome on either evening. The Group is often also on the air, so keep a look out for **G3ZBI**, **G3EEO**, **G0NHR** or **G8KGC**.

For more information about the Group and activities, contact **Bill Smith G7PJJ**, Hon. Sec. on **(01332) 573174**, details are







also on the Group's Website at  
<http://dspace.dial.pipex.com/nharg>

### Silent Key

**Derek Purchase G3LXP** died early on the morning of the 9th March 1998, only 36 hours after his round, happy smiling face had been seen wandering through the London Amateur Radio Show at Picketts Lock. Derek Purchase was a founding member of the **Verulam Amateur Radio Club (VARC)** and was probably its longest serving committee member. He was a great motivator, either organising or cajoling others to set up stations for NFD or VHF NFD and JOTA, as well as the myriad of tasks necessary in a club.

Derek never lost his enthusiasm for his hobby, VARC and his support of young people in Amateur Radio. He leaves a devoted wife Susan and his children Jennifer, Nigel and Robin, to whom we extend our sincere sympathies.

Back on the 3rd March 1998, Rob G3XFD travelled to the **Plymouth Radio Club** for one of his 'famous' PW club talks. A good time was had by all. Next on the list for Rob is a visit to the **Cheshunt & DARC** on **May 27th**.



### New & Improved Venue

The **Barry Amateur Radio Society Radio & Computer Fair** has changed its venue for February 21st 1999. The new and improved venue will be held at the **Holmview Leisure Centre, Skomer Road, Barry**.

There will be a lounge bar, catering and parking. Admission is £1.50 and doors open at 10am for disabled visitors and 10.30am for the general public. More information from **Brian GW0PUP** on **(01222) 832253** (combined telephone and FAX number).

### New Group

Club Spotlight have recently heard about a new group in town! The **Stockton-On-Tees Special Events Group G3YNB**. The Group run four to six events each year connected with Stockton, such as Captain Cook, the replica of the Barque HMS *Endeavour* (GB0CBB), Stockton & Darlington Railway, Stockton Riverside Festival GBOSRF and the Billingham Folklore Festival.

More information about the Group is available on their web site [world.compuserve.com/homepages/mikeg0dod](http://world.compuserve.com/homepages/mikeg0dod)

### Warrington's New Antenna

The Warrington Amateur Radio Club now have a new antenna, a Force 12 beam for 7, 14, 21 & 28MHz, installed on its wind-up mast controlled from within the shack. The trials and tribulations in getting planning approval for this replacement

to their previous beam and mast have taken some nine months!

So now the club have a first class facility for h.f. working available to club members at all times. In the past year, the club have also equipped themselves with further items of

test gear and can now offer their members the option of having their rigs checked and tested to professional standards!

The Warrington Amateur Radio Club meet at 8pm at the **Grappenhall Community Centre, Grappenhall, Warrington**. On June 9th, there is a talk by Peter Kirby, General Manager of the RSGB. If you would like further information about the club's activities, then contact **John Riley**, Club Secretary, on **(01925) 762722**.

### New Committee

Back on the 25th March, the **Ynys Mon Radio Users Group** had their 2nd Annual General Meeting and the new Committee voted in are as follows:

Co-ordinator	<b>Paul MW1CAN</b>
Co Co-ordinator	<b>Gwynfor MW1CGZ</b>
Secretary	<b>Tom GW0EGF</b>
Treasurer	<b>Bill MW0BLU</b>

The Group wished the Committee all the best of luck in their new posts and thanked the old Committee for all their tireless efforts in putting the Group on such a solid basis, with so much achieved in such a short time. The new Committee has already stated that they have some ideas for the coming year, with many events, talks and outings.

The Group meet at the Scout Hall, Llangefni, opposite Kwik Save, every 2nd and 4th Wednesday of each month at 7.30 till 10pm, where events are run throughout the year. All are welcome, so why not go along. There are refreshments available on the premises and a 50p entrance fee.

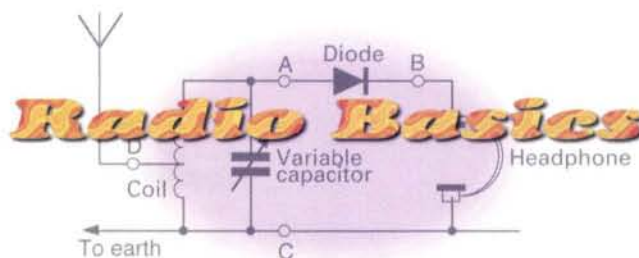
For more information about the Group, contact **Tom Burley GW0EGF, 43 Maes Bleddyn, Llanllechid, Gwynedd LL57 3EG, Tel: (01248) 602887**.

HELP! I'M IN DESPERATE NEED FOR PHOTOS TO ACCOMPANY YOUR STORIES - SO GET CAMERA CLIPPING!



This time I'm describing a very useful audio amplifier, based on the versatile LM386 integrated circuit (i.c.). I recommend you build the amplifier because it will form the audio stages in projects I'm aiming to describe in the future and it will also prove useful for your own ideas. It's simple, straightforward and provided you follow the circuit you shouldn't run into the instability problems often associated with high gain i.c. amplifiers.

Although I don't tend to use Veroboard matrix p.c.b. very much in my radio work - in this instance it's ideal as an introduction to p.c.b. type techniques. However, I'm going to use the board in an



## Wrong Way Up

You'll see that the project is built the 'wrong way up' with the i.c. and components on the copper track side of the Veroboard. This is a deliberate choice as the technique is much easier for the inexperienced constructor to use as everything is on the same side.

However, this method does not stop you from using wire links on the opposite sides of the board if you wish. It also provides an introduction to my long favoured method of designing p.c.b.s, using them undrilled and mounting

plugged-in soldering iron is applied to the audio input. The hum level should vary as you adjust R1. If it doesn't recheck your connections and try again!

The diagram, Fig. 3, shows the modification needed to connect the original receiver to the

With the modifications, the resultant audio output is impressive indeed and very loud once you have connected the amplifier and the receiver together. In fact while tuned into BBC Radio 4 on 198kHz I fed the audio into an 8Ω hi-fi speaker and the quality was so good I sat and enjoyed listening to 'Book At Bedtime'!

Have fun building this amplifier, it will come in useful for future projects. You can also use it as a 'Baby Alarm', and as a basis for intercoms, etc. (further ideas will be included in Information Sheet 2).

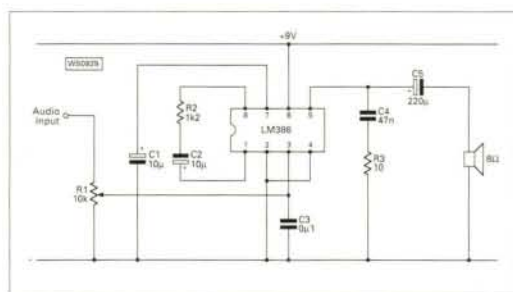


Fig. 1: Circuit of the integrated circuit audio

upside down fashion to prepare you for a method I've used successfully for many years.

The circuit for the amplifier is shown in Fig. 1, and apart from the capacitor, C3 (0.1μF) connected to pin 3 on the i.c., it's the same circuit as recommended in the manufacturer's application sheets. And although the circuit is very straightforward and very easy to use - this capacitor is essential as it by-passes or 'decouples' any incoming radio frequency (r.f.) energy to earth, removing any opportunity of instability in this high gain circuit.

The capacitor and resistor selected for C2 and R2 fix the gain of the amplifier at 50dB. This is perfectly adequate for most of the applications you'll need to use the amplifier for.

The photo, Fig. 2, provides the the lay-out of the amplifier project for you to build on Veroboard, around the 10kΩ potentiometer. It can be built into a speaker enclosure, or left as a sub-assembly to use with future projects.

the components on the track side rather than on the opposite side. I shall be introducing you to this technique very soon!

I strongly recommend you use an i.c. socket for the LM386, it can be mounted very easily directly onto the matrix board copper tracks and soldered directly to them using the soldering lugs - after they've been bent out at right angles. Once you've soldered one, it's an easy job to solder the others and keep the socket correctly on the tracks.

## Checking Connections

When you've finished building the project, check all the connections by comparing them with Figs. 1 & 2, and also checking polarity of the electrolytic capacitors. Finally, insert the LM386, making sure it's placed in the same way as indicated in the drawing.

With a 9V supply connected a loud mains 'hum' should be heard when you apply the tip of a

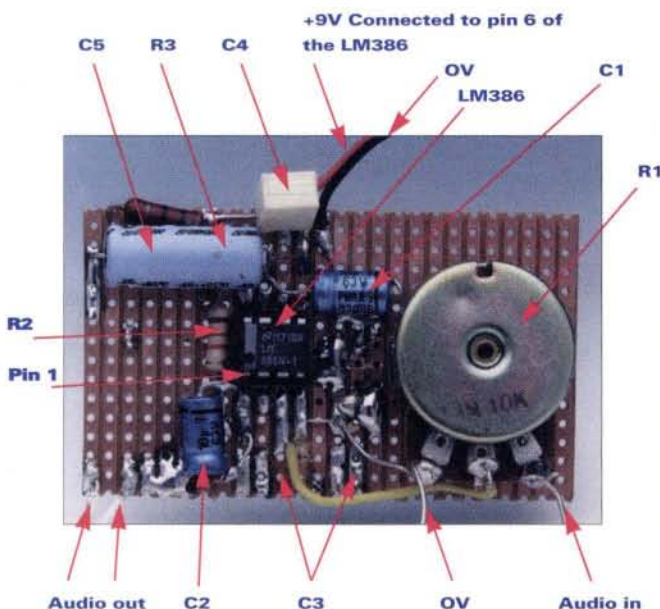


Fig. 2: Illustration showing preferred lay-out of the amplifier. Note the use of an i.c. socket and that the components are mounted on the copper side of the board (see text).

amplifier. The headphones are replaced by a 2.7kΩ resistor to act as a 'load'. I chose this value to provide the best output level, and the signal is fed to the amplifier input via the 6.8μF capacitor.

Next time I'm going to introduce you to the very enjoyable 'home-brew' p.c.b. designing and building process. But don't worry...it's easier than you think! PW

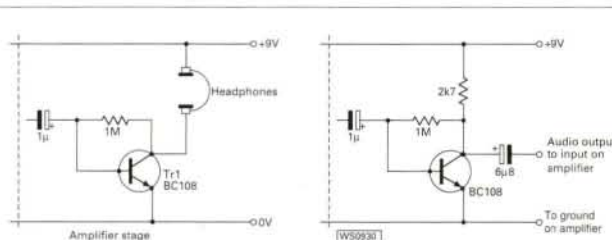


Fig. 3: Original audio circuit and modification to work with amplifier (see text).

**This month Rob Mannion G3XFD describes a simple and useful integrated circuit audio amplifier which will form part of future projects in 'Radio Basics'.**



## CVC CHELMEYER VALVE COMPANY

*If you need Valves/Tubes or other electronic components etc.  
... then try us!*

We have vast stocks, widespread sources and 35 years specialist experience in meeting our customers requirements.

130 New London Road, Chelmsford, Essex CM2 0RG. England  
Tel: 44-01245 355296/265865 Fax: 44-01245 490064

## No Nuts Limited

*Come and see us at a Radio Fair.*

2 Chase Cottages  
New Road  
Aldham  
Essex  
CO6 3QT  
Tel: (01206) 213322  
Fax: (01376) 561373

Suppliers of quality electronic things at very friendly prices.

### OsziFox Probe

20MHz Oscilloscope .....	£75
Laser Pointer Pen .....	£15
Laser Pointer 10 in 1 .....	£20
CCD Camera module B/W .....	£50
CCD Camera module colour .....	£145
Camera Scart kit B/W .....	£85
Camera Scart kit colour .....	£175
Date & time module .....	£45
4 channel switcher .....	£50

Post & Packing £2

Surplus electronic goodies purchased

ALL MONEY, CHEQUES, POSTAL ORDERS, VISA & ACCESS ACCEPTED

B.S.I. Regd. stockist  
ISO 9002 RS33906

**Electrovalue**  
Siemens franchised distributor

**afdec**  
Member

We supply

Capacitors  
Resistors  
Thermistors  
EMC filters  
Inductors  
Suppressors  
Varistors  
Potentiometers  
Knobs  
Ferrites  
Fuses  
Spark gaps  
Batteries  
Terminals

Diodes & rectifiers  
Transistors  
Integrated Circuits  
Semiconductors  
Lamps & LEDs  
Power supplies  
Regulators  
Thyristors  
Sensors  
Crystals  
Panel meters  
Test gear  
Valves  
Flash tubes

Books  
Boxes & Cases  
Breadboards  
Connectors  
Cable  
Fans  
Switches  
Relays  
Transformers  
Hardware  
Headphones  
Soldering equip  
PCB materials  
Service aids

**Electrovalue Ltd.**

Tel: 01784 433604 Fax: 01784 433605

Unit 5, Beta Way, Thorpe Industrial Park, Egham, Surrey, England TW20 8RE

e-mail: hobby@electrovalue.com

web site: www.electrovalue.com

## J. BIRKETT

SUPPLIERS OF ELECTRONIC COMPONENTS

FERRITE RINGS approx size ext. dia. 12.5mm int. dia. 7.5mm @ 8 for £1.  
ACRIAN RF POWER FETS 41109 @ £12, matched pair, RF POWER TRANSISTORS CTC 711584 in matched quads @ £15 set, ABC 71153C matched pair @ £7, TRW PT5741 @ £4, 544BLY @ £4.  
AIRCRAFT SQUARE MECHANICAL CLOCKS with second sweep hand, Smiths @ £135, NERO LEMANIA @ £140.  
DUBILIER ELECTROLYTIC CAPACITORS 32x32µF 450v.w. @ £3.  
EX-AIRCRAFT INVERTER 24V DC in, output 110V AC 400 c/s 3 phase @ £15 (P&P £3).  
EX-US NAVY CAPACITORS 50µF 300v.w. @ £1.60, 10+10+10µF 450v.w. @ £3, 450µF 110 VAC @ £1.50.  
X BAND GUNN DIODES @ £1.80, 24GHz GUNN DIODES @ £2.30, J BAND GUNN DIODES @ £1.70.  
PRINTED CIRCUIT CAPACITORS 0.0047µF 630v.w., 0.1µF 100v.w., both @ 100 for £1.  
SURPLUS DIE CAST BOXES 3" x 1 1/2" x 1" @ £1, 4" x 3" x 1 1/2" @ £1.95, 4" x 3" x 2" @ £2.50, 7" x 4" x 2" @ £4.50, 7" x 4" x 3" @ £4.75.  
MOD-KIT with C.A.V. 60-0-60 amp, toggle switch, connectors, lampholder etc. for £5.95 (P&P £2).  
EX-MILITARY TELESCOPIC AERIAL 7 sections closed 4 1/2", open 42 1/2" @ £1 each.  
EX-AIRCRAFT M.F. RECEIVER type AD7092D with 24V dynamotor, valves, etc. @ £10 (P&P £8.50).  
AIR SPACED VARIABLE CAPACITORS 15+15pF @ £3.50, 10+10+20pF @ £3.50, 100+200pF @ £3.50, 200+300pF @ £3.50, 300+400pF @ £3.50, 250+250+20+20+20pF @ £3.50, DOUBLE BEARING 100pF 1/4" spindle each end @ £4.95.  
HIGH POWER RF TRANSISTORS SD1487 12V, 100W @ £12.95, £22 pair.  
ACCESS, SWITCH, BARCLAYCARD & AMERICAN EXPRESS cards accepted.  
P&P £2 under £10. Over Free, unless otherwise stated.

**C.M. HOWES KITS.** Available by post and for callers.

25 The Strait  
Lincoln LN2 1JF  
Tel: 01522 520767  
Partners J.H. Birkett  
J.L. Birkett

## TECHNICAL INFORMATION SERVICES

Midlinbank Farm, Ryelands, Strathaven ML10 6RD  
Tel: 01698 883334/884585 Fax: 01698 884825

PHONE NOW FOR YOUR FREE QUOTE

We have the World's Largest Collection of

## SERVICE MANUALS

Why not join Europe's fastest growing  
"Information Library Service"

Buy ANY Service Manual for £10.00 and return any manual no longer needed for a £5.00 credit.

CALL/WRITE NOW FOR FURTHER DETAILS

Initial joining fee of £65 : Thereafter £20 yearly

Join Now -  
Get your first  
manual FREE!



## SYON TRADING

16 The Ridgeway, Fetcham, Leatherhead  
Surrey KT22 9AZ

Tel: 01372 372587 Fax: 01372 361421

Callers by appointment only.

Try us for:

Resistors - Capacitors - Switches - Semiconductors -  
Cable connectors etc.

Plus all those hard to find parts for the constructor.

Send or phone today for your catalogue

★ See us at the rallies ★

COMPONENTS AND AMATEUR RADIO  
EQUIPMENT PURCHASED

Robin G3NFV

Geoff G4ECF

## COLOMOR (ELECTRONICS) LTD

New address: Unit 5, Huffwood Trading Estate  
Brookers Road, Billingham  
West Sussex RH14 9RZ

Telephone 0 (44) 1 403 786659 Fax 0 (44) 1 403 786660

### MANY VINTAGE VALVES IN STOCK

We also sell oil filled transformers, chokes, block filled capacitors, diodes, ICs, transistors, etc.

DG732.....£9.40	EL84.....£2.50	UCH21.....£5.20	6BW7.....£1.55
E180F.....£3.80	EL84W.....£6.00	UCH81.....£1.50	6BZ6.....£3.60
EAF42.....£1.50	PEL86.....£3.80	UCL82.....£1.65	6C4.....£1.65
EBL1.....£5.80	EL95.....£1.85	UF41.....£3.25	6CD6GA.....£4.80
EBL31.....£12.00	EL360.....£7.60	UF42.....£1.50	6CH6.....£3.50
EBL21.....£4.80	EM34.....£18.50	UF89.....£1.90	VU39.....£4.50
ECC81.....£2.50	EM81.....£2.60	UL41.....£14.10	Z759.....£11.00
ECC82.....£2.90	EM91.....£3.60	UL84.....£1.55	6CX8.....£2.70
ECC83.....£3.90	EZ80.....£2.20	UM84.....£1.50	6F6.....£4.95
ECC91.....£2.25	EX81.....£2.85	UY41.....£3.60	6G7A.....£4.10
ECF80.....£1.50	GZ33.....£7.00	UY85.....£1.55	6K7.....£2.25
ECH35.....£2.60	GZ34S.....£6.00	EL503.....£38.50	6L6GT/C.....£2.95
ECH42.....£1.50	GZ34 Mul.....£19.98	EL821.....£7.65	6L6.....£7.50
ECH81.....£1.90	GZ37.....£4.70	2C51.....£4.50	6V6GT.....£5.10
ECL80.....£1.50	GZ37 Mul.....£8.25	2K25.....£29.35	6X4.....£3.55
EF37.....£3.45	KT66 Rus.....£9.00	5R4GY.....£6.80	6X5GT.....£2.50
EF37A Mul.....£5.60	KT88.....£20.95	5U4G.....£5.80	7Z4.....£2.80
EF41.....£3.30	MU14.....£3.50	5Y3.....£3.55	12AT7.....£3.50
EF50.....£1.90	N78.....£10.10	6AH6.....£1.95	12AU7.....£2.90
EF80.....£2.35	QQV03-6.....£12.00	6AK5.....£1.50	12AX7.....£7.05
EF86.....£5.10	QQV03-10.....£7.65	6AL5.....£1.50	12E1.....£18.00
EF86 Mul.....£12.95	QQV03-20A.....£14.00	6AM6.....£1.65	12H6.....£4.70
EF89.....£1.60	QQV06-40A.....£22.00	6AM8A.....£4.10	12HG7.....£7.70
EF91.....£1.55	QY4-250.....£103.85	6AT6.....£1.95	13CW4.....£32.90
EF95.....£1.50	SP61.....£3.25	6AU5GT.....£5.20	813.....£29.15
EL32.....£1.50	TD03-10.....£33.50	6AU6.....£1.80	5744WB.....£8.70
EL34S.....£7.10	U19.....£12.20	6B J6.....£4.10	5763.....£8.85
EL34B.....£7.20	UBC41.....£3.80	6BR7.....£4.90	5963/ECC82.....£4.00
EL36.....£3.50	UBF89.....£1.55	6BS7.....£5.60	6115A.....£299.95
EL41.....£4.75	UBL1.....£4.80	6BW6.....£6.25	

P&P - order 1-3 valves £1.95; 4-6 valves £3.00;  
7-10 valves £4.55. VAT included in all prices.  
Goods sold over the counter.

WE ARE NEXT TO THE BILLINGHURST TRAIN STATION





## This time Ian Poole G3YWX sets out to answer the question What Is...A Gunn Diode?

**G**unn diodes are used as an easy and relatively cheap method of producing low power microwave signals. Operating at frequencies between a few Gigahertz to over 100GHz they have been available for many years. These days they are well established and are used in a variety of applications and they are particularly popular for the 10GHz amateur band.

### Construction

A Gunn diode is made from a single piece of  $n$ -type silicon. This consists of three main areas as shown in Fig. 1. The areas at the top and bottom of the device are heavily doped to give  $n+$  material, giving high conductivity for connection to the outside world.

The device is mounted on a conducting base to which a wire connection is made. It also acts as a heat-sink to dissipate the heat which is generated.

The connection to the other terminal of the diode is made via a gold connection deposited onto the top surface. Gold is required because of its relative stability and high conductivity.

The centre area is the active region of the device and this is less heavily doped giving it lower conductivity. Typically this is about  $0.5\Omega$  per cubic centimetre and it means that virtually all the voltage placed across the device appears across this layer in the diode.

Usually the active layer of the diode is about ten microns. As this largely determines the approximate frequency of operation its thickness will naturally vary from one device to another. This also means that part of the specification for a device is its operating frequency.

In view of the fact that the Gunn diode consists only of  $n$  type material there is no  $p$ - $n$  junction in the device. In fact, it is not actually a true diode and it operates on totally different principles.

### Operation

Although the operation of a Gunn diode can become complicated, it can be viewed from a basic level. When a voltage is placed across the device most of this appears across the active region. This is very thin and even a modest voltage means that the potential gradient, or voltage change over a given distance is very large.

When the voltage across the active region reaches a certain point a current pulse starts to travel across the active region as shown in Fig. 2. When this occurs the potential gradient across the rest of the active region falls, preventing any more current pulses from being generated. Only when the current pulse reaches the other side of the active region does the high potential gradient return, and another current pulse can be generated.

The unusual current pulse action can be viewed in a different way if the curve for the voltage and current is plotted

out. The diagram Fig. 3 shows the curves of a normal diode and a Gunn diode.

For a normal diode the current increases with voltage, although the relationship is not linear. On the other hand the current for a Gunn diode starts to increase, and once a certain voltage has been reached, it starts to fall before rising again. The region where it falls is known as a negative resistance region, and this is the reason why it oscillates.

### Frequency Set

Although the approximate frequency of operation is set by the thickness of the active region, it's still possible to vary the frequency over a limited range. Being a microwave device the Gunn diode is normally fitted into a waveguide cavity which forms a tuned circuit, and it's the resonant frequency of the whole assembly which governs the frequency of operation.

Tuning can be carried out in a number of ways. Mechanical adjustments can be made by placing an adjusting screw into the waveguide cavity and these are used to give a crude measure of tuning. However, some form of electrical tuning is normally required as well.

The tuning can be achieved in two ways. The first is to use a varactor diode and this is coupled into the Gunn oscillator circuit.

By changing the voltage on the varactor diode its capacitance will change, and this will vary the frequency at which the whole circuit resonates. This method is cheap and easy to implement, but it has a number of limitations. In the first case it only operates over a limited range. Secondly, this method gives rise to a high level of phase noise and this may not be acceptable in many applications.

A more satisfactory method of tuning uses a device called a YIG. This contains a ferromagnetic material called Yttrium Iron Garnet.

The Gunn diode is placed into the cavity along with the YIG, which has the effect of reducing the effective size of the cavity. This is achieved by placing a coil outside the waveguide.

When a current is passed through the coil it has the effect of increasing the magnetic volume of the YIG and hence reducing the electrical size of the cavity. In turn this increases the frequency of operation. This method gives much lower levels of phase noise and it's found that the frequency can be varied over a much wider bandwidth.

PW

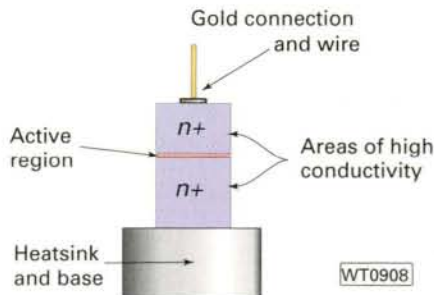


Fig. 1: The construction of a Gunn diode, you will note that the diode consists only of  $n$  type material (see text).



Fig. 2: The current consumption of a Gunn diode showing the current pulses.

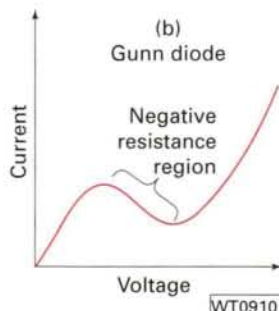
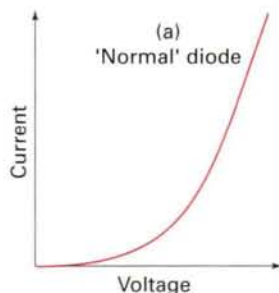


Fig. 3: Graphs showing the current and voltage curves for normal (a) and Gunn diodes (b).

**In the August issue I'll be looking at the IMPATT Diode.**





**May 17:** The Mid-Ulster Amateur Radio Club Rally. The rally will be open to the public from 12 noon, traders will have access from 9am. The venue is again the Silverwood Hotel, Lurgan, Co. Armagh. **Jim Lappin G10ND** on (01762) 851179.

**May 17:** The Dunstable Downs Radio Club will be holding its Annual Amateur Radio Car Boot Sale at the Stockwood Country Park, Luton, Bedfordshire. The site opens at 9:00 until 13:00. Leave M1 at junction 10a, turn left and follow signs for 'Mossman Collection'. Talk-in on S22. Note new address for bookings! Please do not use any other address or 'phone number. **DDRC, PO Box 4053, Dunstable, Beds LU5 5ZJ.**

**May 17:** The Rippon & District Amateur Radio Society (RADARS) are holding their 41st Northern Mobile Rally at The Pavilion, Great Yorkshire Showground, Harrogate. There will be the usual traders, a Bring & Buy and quality catering (possibly a bar). Doors open at 10:30. Access behind Sainsbury's, off A661 Wetherby Road. **Gerald Brady G0UR** on (01765) 640229 (combined 'phone and FAX number), E-mail: **woody@tangan.demon.co.uk** or packet at **g1tuxp@gb7cym**

**May 24:** The 22nd East Suffolk Wireless Revival (organised by Ipswich RC, Martlesham RS and the Felixstowe & DARS) is to be held at Stoke High School, SSE of main rail station, map ref: TM164435. This Radio & Computer Rally is open from 10am (9:30am for disabled visitors) until 4pm. Talk-in on S22. Further details from **Sam Jewell G4DDK** on (01394) 448495. E-mail: **jewell@btinternet.com**

**May 24:** The Plymouth Radio Club Rally is to be held at the College of Further Education, Kings Road, Devonport, Plymouth. It will run between 1030 and 1600. There will be Morse testing on demand and there will also be a canteen serving meals, snacks and drinks and a licensed bar also. There is ample free parking at the venue and easy access for the disabled. Talk-in will be on S22 and the venue will be signposted on the A38 'Devon Expressway'. Anyone who would like more information should contact **Stephen Ramsden**, during office hours, on (01752) 662051.

**May 24:** The Three Counties Radio & Computer Rally is to be held at Perdiswell Leisure Centre, Bilford Road, Worcester. Easy access from junction 6 (Worcester North) M5. There will be the usual mix of trade stands with radio and computer dealers, Bring & Buy, refreshments and a licensed bar. Doors open from 1030 to 1700 and admission is £1.50. Free parking. **Eddie Cotton G4POZ** on (01905) 773181.

**May 30/31:** Peterborough Radio Festival '98 will be held in the Sacrewell Farm & Country Centre, Wansford, Nr. Peterborough. There will be activities for all the family, displays and exhibitions, caravan and camping facilities, disco and BBQ (Saturday) and a Radio Car Boot Sale (Sunday). More information from **Vince Edwards** on (01733) 331211 or **G8NG2@compuserve.com**

**June 7:** The Royal Naval Amateur Radio Society are holding their annual mobile rally at The Playing Field, opposite HMS Collingwood, Fareham, Hants (off M27 at J11, follow A32 & B3385 towards Lee-on-the-Solent). All the usual RNARS Rally attractions, with trade stands, Bring & Buy, RAYNET, SUNPAC, Club stands and a talk-in via PC/P. There is also a children's play area and various other stalls and attractions. A grand day out! Further details from the **Secretary, RNARS, 103 Torrington Road, North End, Portsmouth.**

**June 7:** The Spalding Radio Rally is to be held at Springfield Exhibition Centre, Springfield, Spalding, starting at 10am. Talk-in on S22. There is easy access for any disabled visitors, a licensed bar and catering, trade stands, a huge car boot area and acres of free parking. **Mick Pell G1APV** on (0976) 271796 or **David G7VOH** on (0966) 362828 or **Dennis Hoult G400** on (01775) 750382.

**June 14:** The Nunsfield House Amateur Radio Group present the 29th Elvaston Castle National Radio Rally taking place at the Elvaston Castle Country Park on the

B5010, five miles south east of Derby. There will be all the usual traders plus Special Interest Groups, a grand Bring & Buy and a huge flea market. Over 48,000 square feet of marquees makes this the largest outdoor rally in Europe.

With crafts, bands, a museum farm, children's entertainment and woodland walks, there is something for all the family. The venue also has a Caravan Club approved site. Talk in is provided by GB2ECR on S22 and SU22. **Brian Reid G1CUH** on (01332) 751412 (combined telephone and FAX number).

**June 14:** The Bangor & District Amateur Radio Society are holding their major radio and computer rally at the Clondeboy Lodge Hotel (formerly The George), Estate Road, Bangor, County Down starting at 12 noon (11.30 for disabled visitors). This year's event will feature a full range of trade stands, including major cross St George's channel names a Bring & Buy and computer software, etc. Free parking, facilities for the disabled, full range of meals and bar services available throughout the day. Morse tests available on demand, operational stations and G3XRP running all day. Admission is £2, under 16s go free. Talk-in on Ch22. **Roy G10WVN** on (01247) 460716 or **Stuart G4OCK** on (01247) 454049.

**June 21:** The Newbury & District Amateur Radio Society will be holding their 12th Annual Amateur Radio Car Boot Sale at Cold Ash playing field, near Newbury. Sellers/Traders should arrive at 0830, no earlier please. The sale will be open from 0900 to 1500. **Ian Trusson**, Secretary NADARS on Tel/FAX: (01635) 826019.

**June 28:** The Horncastle Rally is to be held at Horncastle Youth Centre. This Rally is held as a joint venture between the Youth Centre and the Fenland Repeater Group. The Rally is held on one level with very good access for disabled visitors. Food and drink is available, including the now legendary Horncastle Bacon Butties. Tables are only £2 for six foot table (bookable and payable in advance). Cheques should be made payable to the Horncastle Youth Club, sent to: **Area Youth Office, Cagthorpe, Horncastle, Lincs LN9 6HW**. Entry fee for customers is £1. Please call **Tony Nightingale G6CZV** on (01507) 522482 or E-mail Tony at: **antony.n@virgin.net** for further details.

**July 5:** The Harlow & District Amateur Radio Society are holding their Rally and Car Boot Sale (free entrance and parking) at a new and better venue, Mark Hall School, Harlow (A414), First Avenue. Tables inside £15, car boot plots, £7. For the best plots, book early! Talk-in on S22 & SU22. Morse tests on demand. **Len G7UUF** on (01279) 832700 or FAX on (01279) 864973 or E-mail: **len.brackstone@virgin.net**

**July 5:** The 9th York Radio Rally will be held in the Knavesmire Building, York Racecourse, York. Doors open at 1030 and admission is £1.50. Children accompanied with an adult go free. There is ample free car parking. There will be Amateur Radio, electronics and computers, Morse tests and repeater groups, refreshments and a licensed bar. Talk-in on S22. Further details from **Pat Trask G0DRF** on (01904) 628036.

**July 12:** The 18th Sussex Amateur Radio & Computer Fair will take place at the Brighton Race Course from 10.30am to 4pm. There will be free on-site parking and admission to the event is £2. The rally is one of the largest in the South of England with well over 100 trade stands covering Amateur Radio and CB radio, computer and electronics, etc. There is also a large Bring & Buy display area. Refreshments and bars at reasonable prices and a picnic area with views over the South Downs makes this a rally not to be missed! Further details on (01323) 485704.

**July 19:** The McMichael Mobile Rally will be held at the Haymill Youth & Community Centre, 112 Burnham Lane, Slough. Doors open at 1000. There will be trade stands, car boot sale, food and licensed facilities. Talk-in on S22. There will be disabled facilities also. **Dave Chislett** on (01628) 625720 or for information on bookings, ring 0118-972 3504.

If you're travelling a long distance to a rally, it could be worth 'phoning the contact number to check all is well, before setting off.  
The Editorial Staff of PW cannot be held responsible for information on Rallies, as this is supplied by the organisers and is published in good faith as a service to readers. If you have any queries about a particular event, please contact the organisers direct. Editor

**Practical Wireless**

**REVIEWED**

# DON'T MISS OUT

## SUBSCRIBE TO PRACTICAL WIRELESS TODAY!

**By taking out a subscription, not only are you saving money but you are also getting the extra benefits of:**

- Making sure you don't miss out on the best Amateur Radio features in print!**
- Ensuring that you're right-up-to-date with all the latest news and reviews!**
- Seeing your copy before it gets to the Newsagents!**
- Having PW delivered direct to your door every month!**
- Protecting yourself against cover price rises during your subscription period!**

**So, what are you waiting for? - Don't delay, make sure you don't miss out on your radio reading - Order your subscription today!**

**Subs Rates:**

<b>1 Year</b>	
<b>£25</b>	<b>UK</b>
<b>£30</b>	<b>Europe</b>
<b>£32</b>	<b>Rest of World Airmail</b>
<b>£37</b>	<b>Rest of World Airmail</b>

**To order your subscription please use the Order form on page 82 of this issue or call the Credit Card Hotline on (01202) 659930 and quote Subs 6.**



# The Royal International

## Air Tattoo 1998

**RAF Fairford,  
Gloucestershire  
25-26th July 1998**

**15**  
PAIRS OF TICKETS TO BE WON!  
**WORTH £720!**

The Royal International Air Tattoo (RIAT) is now in its 27th year and this year the event also marks the 80th Anniversary of the Royal Air Force. The RIAT takes place over the weekend of **25 & 26th July** at **RAF Fairford, Gloucestershire**. The RIAT is run annually to raise much needed revenue for the charitable works of the Royal Air Force Benevolent Fund and over the years three million pounds has been raised.

This year's RIAT will offer visitors the chance to see hundreds of aircraft from over 30 nations, many taking part in sensational aerobatic routines, together with vintage planes and modern jets all coming together to provide a blend of exciting entertainment. In commemoration of the RAF's 80th Anniversary, an 80 minute aviation spectacular finale will unfold the history of the RAF.

The gates to the event open at 6.30am and the flying programme runs from 10.00am and there will be plenty of attractions to fill the day. If you have even the slightest interest in aircraft the RIAT is not to be missed so, why not take part in our free-to-enter competition and who knows, you could be one of over thousands of spectators attending the world's biggest military event?

### How To Enter

To be in with a chance of winning one of 15 pairs of tickets to this spectacular flying event All you have to do is find the words hidden in the wordsearch and then send your entry to **Practical Wireless, RIAT Competition, Arrowsmith Court, Station Approach, Broadstone, Dorset BH18 8PW** by **26 June 1998**. Please remember **do not** include other correspondence with your entry form (photocopies are acceptable). The Editor's decision on the winner is final and no correspondence will be entered into.



Practical Wireless, June 1998

### Words To Find:

Air	Flypast
Aerobatic	Force
Anniversary	International
Arrows	Red
Display	Royal
Fairford	Tattoo

```
s t c v s p t q w t a f v a
r a i t n m n i u c i o t u
o t u f e r b f i g r r f y
v t f d e a k t t c s c t d
v o b l b r a d m l x e i f
j o f p y b e b l d i s y g
a v m j o p e d v r p r b y
r v a r l r a u x l j j e w
r t e b a l n s a y n z d g
o a p p y t z y t o m n j u
w l a n o i t a n r e t n i
s z r y r a s r e v i n n a
u q v d r o f r i a f f i n
a v k y t j y i j q l i c d
```

Name .....

Callsign .....

Address .....

Postcode .....

From time to time the RAF Benevolent fund may wish to send you details of other events or services which they feel may be of interest to you. Please tick this box if you do not wish to receive this information ☐

**RIAT'98**





Phone: (01908) 610625 (Photo Acoustics Ltd)

FAX: (01908) 216373

E-Mail: photoacous@aol.com

58 High Street

Newport Pagnell

Bucks MK16 8AQ.

**CLOSED THURSDAYS**

## Alinco (New low prices)

From 1.8-50MHz



**Alinco DX-70T** (with CTCSS), 100W HF, 10W 6m, all mode.

**£695.00**

**Alinco DX-70TH**, 100W HF, 100W 6m, all mode.

**£775.00**

**SPECIAL OFFER:** We will give you **FREE** a 25 amp PSU with every Alinco DX-70T and DX-70TH sold.

Carriage £15.00.

## IC-706 MkII



100W HF + 6m, 20W 2m

**PA price £1095.00 (PRICE MATCH)**

**SPECIAL OFFER:** We will give you **FREE** a 25 amp PSU when you purchase a NEW IC-706MkII.

Carriage £15.00.

## YAESU FT-920 HF Transceiver




The new FT-920 has been released and offers some great features at a great price. 1.8MHz to 54MHz plus wideband receive, 33MPS digital signal processor, digital IF shift, auto notch filter, dual VFOs, 100 memories, band stacking VFO system, break-in CW with electronic keyer, TNC interfacing, digital voice recorder, 13.8V DC operation.

**Limited period only £1399.00**

**SPECIAL OFFER:** We will give you **FREE** a 25 amp PSU when you purchase a NEW Yaesu FT-920.

Carriage £15.00.



## P-2512M

25-30 amp power supply with variable volts (3-15). Dual meters (VS + amps) and over voltage protected.

**£89.95** car £10 **SAVE £10**

## ICOM'S LATEST MID-PRICE TRANSCEIVER

The IC-746 is Icom's latest HF/VHF transceiver, providing wideband coverage; HF to 50MHz through to 144MHz. Superior design. VHF base station capabilities. DSP and 100 watt RF output will make this THE transceiver to own in '98.

**£1695.00 (PRICE MATCH)**



**SPECIAL OFFER:** We will give you **FREE** a 25 amp PSU when you purchase a NEW IC-746. Carriage £15.00.

- 1.8MHz-144MHz multimode coverage
- 100W output for all HF, 50MHz and 144MHz bands
- DSP fitted as standard
- Continually adjustable noise reduction
- Auto notch filter
- Selectable APF with 3 passband widths
- Twin PBT capability, first in a mid-range radio
- Large, easy-to-read function display
- Auto antenna tuner with preset memories
- Compact dimensions 287 x 120 x 317mm
- Memo pad with 10 channels
- Tone squelch standard with 50 tone frequencies
- Ample CW functions with 4-channel memory keyer
- 12.5kHz FM narrow capability
- Quick split, ideal for DX'ers
- 3 different antenna connections
- 2-step pre-amp (single for 144MHz)
- Optional UT-102 voice synthesizer

## SG-230 Smartuner®

Antenna Coupler SSB, AM, CW & DATA

**(SG-230 special offer £299.00)**

Car £10.00

You can't buy a smarter tuner than this. An automatic antenna coupler so intelligent it precisely tunes any length antenna - 8 to 80ft - in the HF band.

The Smartuner® automatically evaluates and switches 64 input and 32 output capacitance combinations, plus 256 inductance combinations in a "pi" network. The amazing result is over a half-million different ways to ensure a perfect match for your transceiver. And the most intelligent feature of all is that the Smartuner® remembers the chosen frequency and tuning values, and will automatically reselect those values - in less than 10ms, each time you transmit on that frequency.

The SG-230 Smartuner®. Buy Smart.



**SMARTUNER INSIDE**

## YAESU FT-847

FEATURES:-

- 100W on HF and six meters
- 50W on 2m and 70cm
- SSB/CW/FM and AM
- Built-in DSP
- Full duplex crossband operation
- Voice announcement
- Built-in keyer
- CTCSS built-in

**SPECIAL OFFER:** We will give you **FREE** a 25 amp PSU when you purchase a NEW Yaesu FT-847. Carriage £15.00.

**£1695.00**



**100W HF  
100W 6m  
50W 2m  
50W 70cm**

## ICOM IC-T8E

Tri-band handheld 2/6/70. NEW.

- Triple band 2/6/70
- Wide band Rx
- WBFM for FM broadcast RX up to 5W output!
- Splash resistant
- CTCSS as standard
- Switchable TX narrow FM (12.5kHz) for 2M band
- 123 memories
- Very compact - smaller than most single banders

**RRP £349.00 (PRICE MATCH)**

**SPECIAL OFFER:** We will give you **FREE** a 2m/70cm Micro Mag Antenna when you purchase a NEW Icom IC-T8E. Carriage £10.00.



## YAESU VX1-R

Latest edition from the Yaesu stable. Ultra-compact, dual band transceiver with wide band coverage receiver.

- 500mW output on 2/70
- Lithium Ion battery
- 5-1300MHz receive
- 6 character alpha-numeric display
- Built-in CTCSS function
- Dual watch feature
- AM airband RX
- Size: H81xW47xD25mm
- Weight: 125g with antenna & battery. **RRP £269.00**

**SPECIAL OFFER:** We will give you **FREE** a 2m/70cm Micro Mag Antenna when you purchase a NEW Yaesu VX1-R. Carriage £10.00.



**AUTHORISED AGENTS FOR KENWOOD, ICOM, YAESU & ALINCO. FULL SERVICE FACILITIES AVAILABLE**

SPEND UP TO £1,200 INSTANTLY WITH A PHOTO ACOUSTICS LTD. CREDIT CHARGE CARD

PART EXCHANGE WELCOME, ASK FOR KERRY G6IZF or JANE.

RETAIL SHOWROOM OPEN MON - FRI 9.30 - 5.30, (Thursday Closed) Saturday 9.30 - 4.30

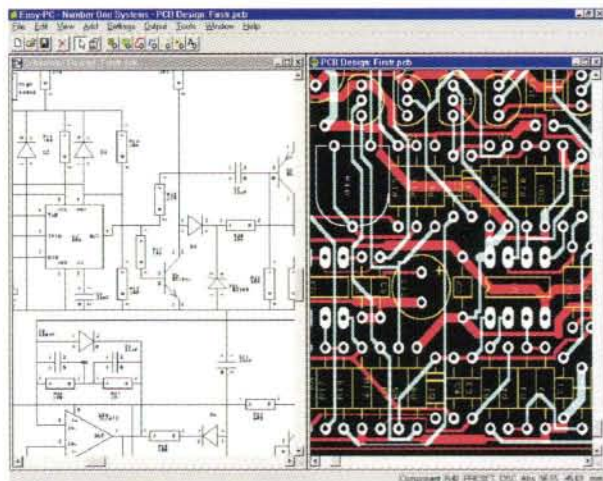
Goods normally despatched within 24 hours. Please allow 7 banking days for cheque clearance. Prices correct at time of going to press - E&OE





# Easy-PC

for Windows 95 and NT



- 4th Generation Schematic Design and Printed Circuit Layout.
- Superb user interface.
- Track and Component Editing - a dream!
- By Engineers for Engineers.
- Full links to our Analogue, Digital and Electromagnetic Simulators.
- NO pin, net or layer limits!
- Powerful, high speed Shape based Autorouters available.
- Competitive Pricing.

## Number One Systems

Ask for demo disc or download working demo from web site

UK/EEC: Ref: PW, Harding Way, St. Ives, Cambridgeshire, PE17 4WR, United Kingdom  
Tel: 01480 461778 Fax: 01480 494042 International: +44 1480 461778 / 494042  
USA: Ref: PW, 126 Smith Creek Drive, Los Gatos, CA 95030  
Tel/Fax: (408) 395-0249

<http://www.numberone.com>

## Great Value ATUs! – improve your reception!

If you want to get the best results from your antenna, it needs to be impedance matched to the receiver. If there is a mismatch, then not all of the signal energy will be transferred to the receiver, and signals will be weaker than they could be. An ATU (antenna tuning unit) should be used to correct the antenna mismatch and so improve reception. A well designed receiving ATU will also reduce signal levels away from the desired frequency, and so help reduce noise and interference too. Both these benefits are proved by the Howes CTU8 and CTU9 tuners. Fully guaranteed and backed by our expert technical advice service, these ATUs are an excellent way to improve your reception.

### HOWES CTU8

- Receiving ATU
- 500kHz to 30MHz
- "T" Match
- SO239 sockets
- 12 month warranty

£49.90



### HOWES CTU9

- Receiving ATU
- 500kHz to 30MHz
- "T" Match
- 4:1 Balun
- Bypass switch
- SO239 sockets
- Terminal Posts
- 12 month warranty

£69.90



### HOWES ASU8

- Antenna Selector / Attenuator
- DC to 30MHz
- Three SO239 inputs
- SO239 output
- 0/5/10/15/20/25dB Attenuator
- 12 month warranty

£49.50



Please add £4.00 P&P to your order. Delivery normally within 7 days. These are factory built items, please see separate advert for the Howes Kits range.

Mail Order to: Eydon, Daventry,  
Northants. NN11 3PT

☎ 01327 260178

[www.howes-comms.demon.co.uk](http://www.howes-comms.demon.co.uk)



# C.M. HOWES COMMUNICATIONS



# ELECTRONICS IN ACTION

Welcome to Electronics-in-Action (E-i-A), a news and views column that you, as readers, decide the direction. Pose a question and I'll find an answer for you - or if I can't, I'll try and find a person that can. I also hope to publish your electronic tips and tricks and the authors of the ideas I use in any month will get a voucher to 'spend' at our PW Book Store. And in each issue I'll have a look at a few books to suit all levels of knowledge and skills.

Tex



## Conundrum Answers

The answers to the little problem I left you with last time has been well received and many of you sent in some answers that were very brief, others a full page long. It was very pleasing to note that there was only one wrong answer this time. Although I did manage to make the problem a little more difficult than I intended, by not stressing that the variable capacitor should be assumed to be 'perfect'. By 'perfect' I mean that it was 50pF at maximum value and 0pF at the minimum.

I'd intended that there should have been two simple possibilities for the combined minimum value of C2, the variable, and C3 a fixed 100pF component. The minimum combined

capacitance value was to have been 50pF ( $C2+C3=100\text{pF}$ ) and, the maximum combined value should have been 60pF ( $C2+C3=150\text{pF}$ ), which were easy to work out without a calculator.

The two intended values should have given a minimum tuned frequency of 20.547MHz and a maximum tuned frequency of 22.508MHz. If however, you assumed that C2 had a 3-50pF swing then the maximum tuned frequency became 22.343MHz. There is though, a lesson to be learned from these figures and, that is that even small amounts of 'stray' capacitance will seriously affect the tuning range of any circuit. Note the difference of 165kHz in the maximum frequency with just 3pF of 'stray' capacitance.

After throwing all the correct entries in the editorial hat, I pulled one out to be nominated as the 'winner'. A PW voucher is on its way to **Colin Hawkins G0CEV**. Of the postcard entries **M1AVL** sent in a rather nice stamp of the St John's Point lighthouse. I'm not quite sure where it is though.

Admitting to 'using a cheap calculator this time' former RSGB President, **Fred Ward G2CVV** provided a well laid out solution, **Walter Farrer G3ES** says that although he used a calculator, but that he sometimes works out the square roots by arithmetic. The ultimate in brevity though has to go to **J. Cawley G3NFQ** who put down the answers and 'QTHR'. From France came an E-mail from **Gordon Williams** which I found good as I could at least let him know that I'd received it!

There was only one person who supplied all three answers, and that was **John Loudon** who also asked why I called it a 'Conundrum'. The answer to that of course lies in the dictionary. The latest 'Conundrum' (number 3) is at the end of the column.

## Simple Interface

I needed a simple interface recently after I began 'playing' around with slow-scan TV and I experienced a small problem in connecting the adapter I'd made to the radio I was using. When I was listening with the headphones I couldn't see the picture. And when I looked at the picture, I could not hear the signal. So I got out my soldering iron and 'threw together' the 'Y' lead shown in skeletal form in **Fig. 1**.

I can now listen to an incoming signal and watch what sort of a picture develops. I decided to use a stereo socket for the headphones so that either a mono or stereo set of headphones could be plugged in (I have both with 3.5mm jack plugs). If you box the unit, try to use a plastic box rather than a metal one (this would cut out one side of the stereo 'phones).

**Number One Systems** have reworked their *Easy-PC* schematic and p.c.b. drafting package to run under either *Windows 95* or *Windows NT*. Now into the fourth generation, *Easy-PC* has been completely rewritten to take advantage of the 32-bit operating system. There are no limits on pin or net counts, no layer limits or track or pad limits. The amount of memory on your system is the controlling factor - add more memory, and you remove the limits you thought you had.

Contact Number One Systems at: **Harding Way, St Ives, Cambridgeshire PE17 4WR**, Tel: +44 (0)1480 461778 to see why 20 000 users in over 100 countries think that *Easy-PC* is Number One!

**Vann Draper Electronics Ltd.** suppliers of the Kenwood range of test equipment, have an oscilloscopes special offer for PW readers on page 27 of this magazine. Oscilloscopes are just a small part of the range of test equipment that can be supplied from their ranges, which includes: signal generators of all types, digital counters up to 2.5GHz, oscilloscopes (both analogue and digital), digital multimeters, power supplies and a range of programmers for EPROM and the latest PIC microcontroller chips.

All Vann Draper prices include VAT and free carriage. For more information and data sheets for the things you're interested in, contact Vann Draper at: **Unit 5 Premier Works, Canal Street, South Wigston, Leicester LE18 2PL**. Tel: 0116-277 1400 or FAX: 0116-277 3945.

**Harry Leeming G3LLL** has decided the time has come to retire. And due to his retirement it's very likely that **Holding Amateur Electronics** will have to close. In an open letter to customers, Harry sent out a plea for 'A younger person with plenty of drive (a Martin Lynch clone?)' to take over the shop, so that Blackburn doesn't lose a radio dealer.

The shop has quite a cheap rental and the startup cash needs wouldn't be too prohibitive, says Harry. But he says that if the worst comes to the worst, and the shop has to close and has stocks left, then he might 'pop up' from time-to-time at rallies. He also thanks his many customers over the years and looks forwards to meeting them again, but only on a purely social basis, as he will not be able to carry out any repair work at home.

If you fancy going into the Amateur Radio business, just six miles from junction 31 of the M6 motorway and would like a 'ready-made' business, then contact Harry at **Holdings Amateur Electronics** at: **45 Johnstone St, Blackburn, BB2 1EF**. Tel: (01254) 59595 on Thursdays to Saturdays only.



As many of you know I use computers a great deal in everyday life, I think they are superb tools for anyone interested in electronics. As a teaching tool they can be without doubt unbeatable. With a well designed program computers can become instructors with unparalleled patience as either total or top-up teaching.

## Electronics Principles

One rather good program that I've found for you is *Electronics Principles 5.0*. As it has now reached version 5 what is *Electronics Principles 5.0*? That question has rather more than one answer, as it's a 'principles' demonstrator, an aide-memoire, an electronic problem specific calculator and it manages this without a linear structure as you can jump from topic to topic at will.

Needing only a minimalist mid-range IBM PC (486DX2/66 running Windows 3.1) to run, the program installs quickly and easily from the supplied three 1.4Mb floppy disks. The program runs extremely slickly when on a Pentium powered 'brute' with more memory and

Windows 95, as you would expect. On running the program, you are then presented with a simplistic textual 'sign-on' screen that doesn't prepare you for the range of principles covered.

The range of electronics covered is very wide, from simple atomic structure to the workings of the latest microcontrollers. You may choose your subject by scrolling down a complete list, or by choosing from a comprehensive series of 10 drop-down menus. The main menus are: DC, AC, Power, Semiconductors, Op-Amps, Maths, Logic, Measurements, Micros and, the latest addition, the PIC 16CXX series of microprocessors.

By 'printing' the text, in an active box or

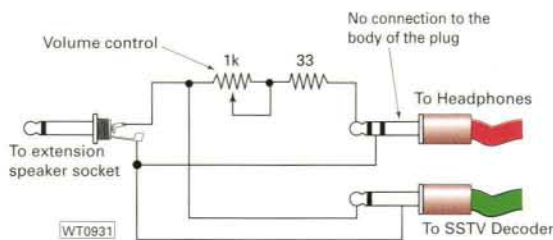
screen, to the clipboard, you can quickly make up your own notes to refer to later. For colleges and schools (or training organisations) a simple site licence agreement is available to allow an unlimited number of users at one location. This site licence also allows the unlimited distribution of screens from within *Electronics Principles* as either student handouts or to make up 'multi-media' presentations.

I was very impressed with *Electronics Principles 5.0* as it ran smoothly and without problems on several IBM PCs machines that I tried it out on for ease of use. The only problem I came across was when running it on an Windows Emulator on the Macintosh PowerPC 'clone' that I am writing this column on.

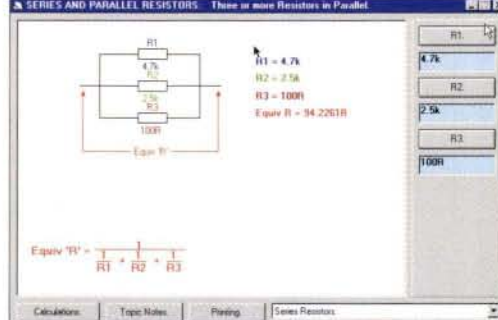
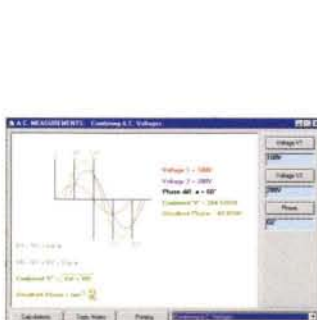
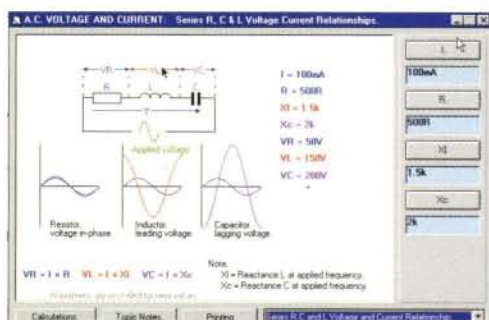


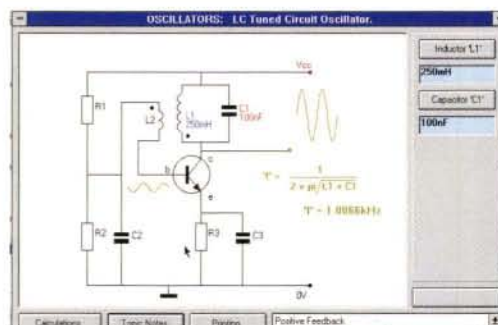


This problem I will have to talk over with the supplier of the emulator software as I encountered no problems at all on the IBM PC clones.

The many 'grabbed' screens of just a few of the many topics available should give you an insight into the capabilities of *Electronics Principles 5.0* supplied by EPT Educational Software. An additional stand-alone program called *Electronics Toolbox 3.0* is also available from EPT. This less costly program would be suitable for more advanced users looking for a computer based 'calculator' specifically for electronics problems.

The full *Electronics Principles 5.0* costs £99.95 and *Electronics Toolbox 3.0* costs only £19.95 and both are available from EPT Educational Software at Pump House, Lockram Road, Witham, Essex CM8 2BJ. Tel: +44 (0)1376 514008. If you have Internet access then you can request more details from EPT by E-mailing [sales@eptsoft.demon.co.uk](mailto:sales@eptsoft.demon.co.uk) or point your web-browser at <http://www.eptsoft.demon.co.uk> and following the screens.



**Fig 1: a simple interface that allows the monitoring of a signal whilst a data interface is being used.**





## Dealers in Your Area

**JAB Electronic Components** has sent me a copy of their 1998 catalogue, and it makes interesting reading. The 60-page A4-sized catalogue is packed with components, kits and bits for all levels of electronics. Laid out in alphabetical order by type of component it wends its way from 'Audible Devices', through 'Batteries & Accessories' and 'Capacitors' through to 'Semiconductors' and 'Transformer & Inductors', before two pages of a full alphabetical index.

**Peter G7JAB**, has put together two pages of special offers on transistors and components to supplement (or to start off) your 'junk-box'. Find all these in the 1998 JAB catalogue, send £1 to receive your catalogue from JAB Electronic Components, **PO Box 5774, Birmingham B44 8PJ**. Tel: **0121-682 7045** or **FAX: 0121-681 1329**.

**Diverse Devices**, of Southampton, can supply their 'CAT on a DISK' catalogue on a low density IBM PC formatted disk. All you have to do is contact them with your name and address. The 18 plain formatted text files are in PC format and may be imported directly into your word-processor of choice, running under Windows or DOS. They may be imported into any computer that can understand the plain text format for viewing, so they are readable on Apple Macintosh, Acorn Archimedes, Atari ST and STFM, and Amiga computers.

For the Diverse Devices 'CAT on a DISK' write to: **75 Priory Road, St. Denys, Southampton**. Tel: **(01703) 584680**. For those of you with internet access, point your browser at <http://homepages.tcp.co.uk/~diverse> for more information.

If you live in the Mansfield area **Sherwood Electronics** can supply many of the bits that you need, their speciality is the £1 pack. A pound coin will bring you a pack of 100x1N4148 diode, or 20xBC182 transistors, or 30x1N4002 diodes or 15xred l.e.d.s.....the list goes on. For details of the

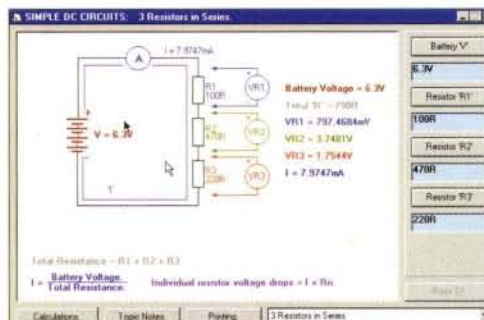
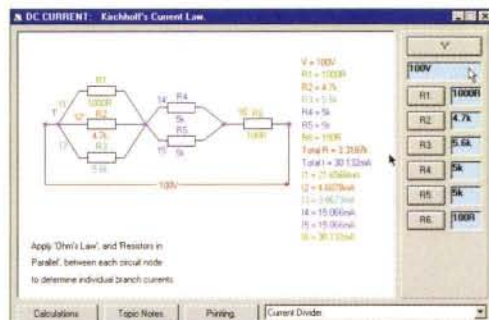

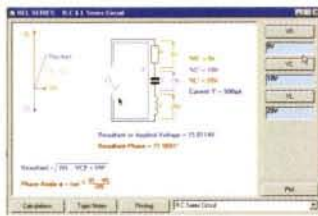
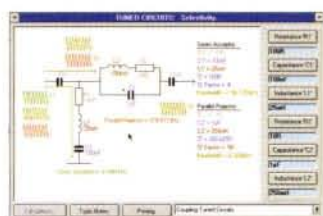
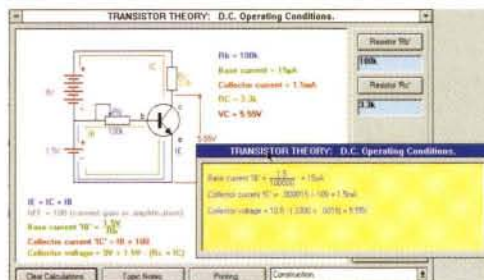
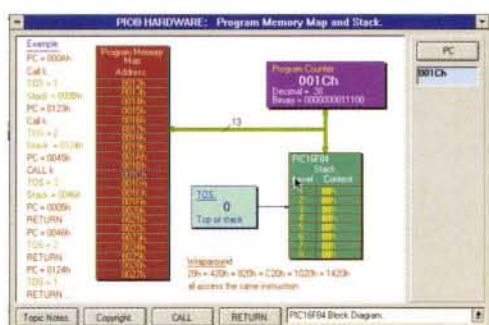
£1 packs (buy 10 and you get one of your choice free) and other lines that Sherwood can supply send £1 to cover the catalogue and postage to Sherwood at: **7 Williamson Street, Mansfield, Notts NG19 6TD**.

**Dick Pascoe G0BPS** is a well known member of the G-QRP club for his gentle(?) sense of humour, but did you know that he has been supplying kits and components for some 11 years now? Better known as **Kanga Products** in his disguise of kit supplier, he's sent me his 24-page 'Spring 1998' catalogue. The catalogue is filled with descriptions of kits, such as 'The Sudden', the 'Spectrum Wavemeter' (both projects that have been featured in PW), receivers, transmitter, Novice course kits and converters as well as three Morse keyer projects.

To get your copy of the latest Kanga catalogue, contact Dick at Kanga Products at **Seaview House, Crete Road East, Folkestone CT18 7EG**. Tel/FAX: **+44 (0)1303 891106**. For those with internet access E-mail to: [sales@kanga.demon.co.uk](mailto:sales@kanga.demon.co.uk) or point your browser at <http://www.kanga.demon.co.uk> for the latest information.

*The above names are just a few of the many dealers that can supply bits and pieces for the practical side of the hobby. It isn't, at present, a definitive list. Can you help others in your area, by letting me know of dealers that you use? How about sending me the name, address and telephone number of the suppliers you use?*

*Are you a supplier of components? and would like to let the readers know where you are? Details to me at the office (or via E-mail to [tex@pwpub.demon.co.uk](mailto:tex@pwpub.demon.co.uk)) marked 'Electronics-in-Action', so I can add them to the list? Tex*





Let me now turn to a few books that I've been looking at since the last column. The only specific 'radio' book is *Build Your Own Intelligent Amateur Radio Transceiver* by **Randy L. Henderson**. A book with over three hundred pages does more than just describe how to make an h.f. rig with digital readout, Randy also deals with test equipment that you can build to evaluate how the set is working.

In the 19 chapters, circuits for audio, modulation (s.s.b. d.s.b. and c.w.) i.f. (both high and low frequency) frequency generation and control of synthesisers, problems with synthesisers and transceiver design choices. There are chapters about how you create the 'operating system' for your transceiver using an 8031/51 micro-controller.

The final three chapters are: 'A spectrum analyser projects and test equipment issues', 'A swept-frequency generator for crystal-filter evaluation' and 'Power distribution and operating techniques'. This really is a brilliant book - even if you don't intend building the transceiver - as the information gives a good insight into all the principles and techniques.

On the computer side *The BIOS Companion* from **Phil Croucher** should be in the library of anyone who 'messes about' with computers. Recently brought up-to-date this book really is full of information about the settings that you may have found in the BIOS of your IBM PC Clone.

Billed as "The book that should come with your motherboard!" it filled in my knowledge of the 'goings-on' inside the many computers I've been asked to help with by members of my radio or computer club. For more information contact **Electrocution Technical Support Services**, at Unit 7c, Stonefield Park, Chilbolton SO20 6BL. Tel: (0410) 080666. If you have internet access, point the web-browser at <http://www.electrocution.com> and follow the pages.

Many students of electronics start off by building audio amplifiers, as the circuit may be evaluated quite quickly - the only 'real' test equipment needed is a pair of good ears. A new book I've come across is *Valve & Transistor Audio Amplifiers* by **John Linsley Hood**. (I

wonder if it's the same JLH whose circuits I used to follow way back in the distant ages of my early electronic training in the late 1960s and '70s? Tex)

Looking through this book I found circuits for audio amplifiers that were very much modern high quality, and a circuit that used a pair of KT66 valves with +450V finger-tingling h.t. that I remember from my youth. But this book of circuits isn't just for incurable nostalgia sufferers, it's a well thought out and presented work on the many aspects of making the ultimate audio amplifier.

There are 11 chapters dealing with active and passive components, voltage amplification with valves, the layout of valved amplifiers, negative feedback, and valved power output stages. The chapter on the early solid-state audio amplifier leads into contemporary

power amplifier circuits that are very modern, before dealing with preamplifiers and their requirements. The final chapter deals with the part of an audio power amplifier most often forgotten - and that is the power supply. You can build the best amplifier in the world, but it's no better than the p.s.u. feeding it.

Electronics is a very wide subject, and I suppose throughout my career I've been down many of the 'branches' of it. So, imagine my surprise when I found one aspect of the hobby I'd not even considered. *The Complete Book Of Model Railway Electronics* by **Roger Amos** was a brand-new path for me.

On reading Roger Amos's book I found that things have moved on somewhat from my recollection of the electrics of model railways. My first - and only electric train set had an 'all-off' or 'all-on' controller, and the train would generally throw itself off the track on the second curve, but at least it would be within reach on the table top.

The ten chapters of this hard-backed book cover such topics as simple and complex controllers, accessories for the

## Books Mentioned in This Month's Eia

The following books may be obtained from the PW Book Store featured elsewhere in the magazine.

*Build Your Own Intelligent Amateur Radio Transceiver* by Randy L. Henderson  
£24.95

*Valve & Transistor Audio Amplifiers* by John Linsley Hood  
£19.95

*The Complete Book Of Model Railway Electronics* by Roger Amos  
£16.99

*The Radio Control Model Manual* by David Boddington  
£14.99

controllers, detection of trains in parts of a large layout, automatic signalling and points control and block control in a layout. There are chapters on enhancements to an individual train on a layout, such as lights and sound effects. The last two chapters are more theoretical, dealing with Tools, construction practices, fault finding and electronics. A different and yet very interesting book for the shelf.

Another book I found very interesting was *The Radio Control Model Manual* by **David Boddington**. I've toyed with controlled models both flying (perhaps crashing would be a better term here) and electric boat or racing car types and have built many controllers for the various models I've had over the years.

So, here was a topic that I was aware of. David Boddington's book is less about the electronics involved and more about general radio controlled modelling.

There is a wealth of information (much of which I was reading for the first time) within this book for anyone new to the controlled model hobby. The book describes controllers and how they work, how a 'servo' works and what you can expect from it. There's information about how to choose the most suitable controller for your model and what frequency band you should use. A source of basic knowledge about the hobby, and well illustrated with pictures of large flying models, this 160-page hard-back book is well worth the shelf space.

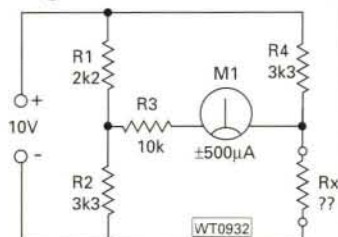
## Conundrum Question

This month's conundrum is a fairly simple one and it concerns the Wheatstone bridge circuit shown in Fig. 2. The problem is: given the values of R1, R2, R3 and R4 what value of Rx is required to give a zero reading on the meter (which is a centre zero movement with a full scale deflection of 500µA in either direction)?

Answers to me, please at the editorial address, marked 'Tex's Conundrum 3' by Monday June 15.

The first correct answer drawn out of the editorial hat wins a voucher to spend in the PW Bookstore.

Fig. 2: Tex's conundrum.




*Tex*



# PW READER OFFER

## on Kenwood oscilloscopes



Model shown: CS4125

For a limited period Vann Draper is offering readers of *Practical Wireless* special discount on the Kenwood range of high quality oscilloscopes.

The CS4125 20MHz 2 channel oscilloscope normally sells for £351.33 excluding delivery but is available to *PW* readers for just **£319.00** including both VAT and delivery.

The CS4135 40MHz 2 channel oscilloscope normally sells for £586.33 excluding delivery but is available to *PW* readers for just **£525.00** including both VAT and delivery.

All oscilloscopes are delivered ready to use complete with two X1/X10 probes, mains lead, operating manual and a 12 month guarantee.

**To order simply post the coupon to:**  
**Vann Draper Electronics Ltd**  
**Unit 5, Premier Works, Canal Street**  
**South Wigston, Leicester LE18 2PL.**

**Alternatively Tel: 0116-277 1400 or**  
**Fax: 0116-277 3945.**

### Key specifications

<b>3dB bandwidth</b>	20MHz (CS4135 40MHz)
<b>CRT size</b>	150mm rectangular, graticule 8 x 10 div
<b>CRT voltage</b>	Approx 2kV (CS4135 approx 12kV)
<b>Vert sensitivity</b>	1mV – 5V/div, 12 ranges, 1-2-5 steps, fine adj
<b>Timebase</b>	0.2us – 0.5s, 20 ranges, 1-2-5 steps, fine adj
<b>Mode</b>	CH1, CH2, Alt, Chop, Add, CH2 invert
<b>Trigger</b>	Auto, Norm, Fix TV frame, TV line
<b>Weight</b>	7kg (CS4135 7.2kg)
<b>Size</b>	300 x 140 x 415 excluding protrusions

### Features

2 channel 20 and 40MHz versions  
 High withstand input – 400Vpk  
 Relay attenuators  
 Scale illumination (CS4135)  
 Vertical mode triggering  
 Fix synchronization  
 TV line and frame triggering  
 Calibration output  
 Complete with two probes

### Also available, ask for details

50MHz 3 channel  
 50MHz 3 channel with cursor/readout  
 60MHz 3 channel  
 60MHz 3 channel with cursor/readout  
 100MHz 3 channel  
 100MHz 3 channel with cursor/readout  
 100MHz 4 channel with cursor/readout  
 150MHz 4 channel with cursor/readout

### Use this coupon for your order

Please send me:

.....CS4125 20MHz oscilloscope(s) at **£319.00**  
 inc VAT and delivery

.....CS4135 40MHz oscilloscope(s) at **£525.00**  
 inc VAT and delivery

**Name:** .....

**Address:** .....

..... **Post code** .....

**Tel No:** .....

**Total £** .....

Cheques payable to **Vann Draper Electronics Ltd**  
 or debit my visa, master, access or switch card

**Card type:** .....

**Card No:**

**Expiry date:**..... **Switch iss no:**.....

**Signature:** .....

Overseas readers can still obtain this discount but details vary according to country.  
 Please phone or fax.



# INNOVATION FOR THE NEXT MILLENNIUM

## ICOM

I  
C  
W  
3  
2  
E



### TRANSCEIVERS

Alinco DJ-190.....	£149.99
Alinco DJ-S41.....	£129.99
Icom ICT-7E.....	£284.99
Kenwood TH-22E.....	£209.99
Alinco DJ-G5.....	£299.99
Yaesu FT-50.....	£Call
Yaesu FT-11.....	£Call
Alinco DR-140.....	£249.99
Alinco DR-430.....	£259.99
Yaesu FT-8100R.....	£Call
Yaesu FT-3000M.....	£Call
Icom IC-207H.....	£439.99
Icom IC-2710H.....	£494.99
Icom IC-W32E.....	£349.99
Icom IC-T8.....	£Call

## GARMIN GPS III



GPS 38.....	£119.99
GPS 12.....	£149.99
GPS 12 (re-worked).....	£119.99
GPS II.....	£129.99
GPS II+.....	£219.99
GPS 12XL.....	£209.99
GPS 45XL.....	£219.99
GPS MAP130.....	£499.99
GPS MAP135.....	£Call
GPS MAP175.....	£Call
GPS MAP 230.....	£Call
GPS MAP 220.....	£Call
GPS III new.....	£Call

**NIGHT VISION**  
from £289.99

**USR PALM PILOTS**  
from £159.99

**DIGITAL CAMERAS**  
from £299.99

**LASER POINTERS**  
from £29.99

## MAGELLAN GPS

3  
0  
0  
0  
X  
L



GPS Pioneer.....	£89.99
GPS 2000XL.....	£139.99
GPS 3000XL.....	£179.99
GPS 4000XL.....	£219.99
Meridian XL.....	£239.99
DLX10.....	£459.99
NAV 1200.....	£234.99
NAV 6000.....	£569.99
NAV 6500.....	£739.99



IMPORT AND EXPORT



MAIL ORDER HOTLINE

**0171-637 3727**

Fax: 0171-637 3728 E-mail: sales@sun-rise.co.uk

229 Tottenham Court Road, London W1

All prices include VAT. Next day delivery available

## YUPITERU

M  
V  
T  
7  
1  
0  
0



### SCANNERS

Icom IC-PCR1000.....	£Call
Welz WS-1000.....	£229.99
Icom IC-R10.....	£254.99
Uniden 220XLT.....	£169.99
Uniden 60XLT.....	£99.99
Yupiteru MVT-9000.....	£379.99
Yupiteru MVT-7100.....	£224.99
Uniden BC-80XLT.....	£129.99
AOR AR8000.....	£294.99
Alinco DJX-10.....	£349.99
Yupiteru VT-125MK.....	£199.99
Netset PRO-44.....	£129.99
AOR AR3000.....	£Call
Icom ICR-8500.....	£1499.00
Yaesu FRG-100.....	£489.99



# Top Band Tourer Revisited

**John Hoban G3EGC has 'revisited' a popular little 1.8MHz a.m. transmitter-receiver first published by PW in 1994, and has come up with some interesting modifications.**

*"In recent years there's been a revival of 1.8MHz 'Top Band' a.m. activity ...."*

In recent years, there has been a revival of 1.8MHz 'Top Band' a.m. activity in the Greater Manchester area where I live. Every Sunday morning at 11am on 1.963MHz the '1963 Net' can be heard in full swing.

I'm one of a group of regular Net members who have bought about the Top Band revival. So, it's in this scenario, that my interest was caught by the article 'The PW Top Band Tourer Transmitter Receiver' by **Clive Hardy G4SLU** in the July 1994 issue of *PW*. Its simplicity appealed to me and I decided to construct it.

A local print shop made a transparency of the p.c.b. mask (July 1994, page 28, Fig. 4, ) and I borrowed a UV light box from **Bury Radio Society**. By following the instructions in **Maplin's** catalogue on the



use of their Pre-Sensitised Copper Clad Boards (Order No JP56L), I produced an excellent p.c.b. which was accurate in every detail.

John Hoban G3EGC's modified 'Top Band Tourer'.

## Easily Obtained

Components not already in the junk box were easily obtained from **Cirkit** and **Mainline**. The whole thing went together with no

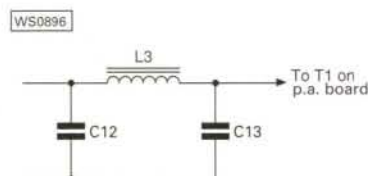
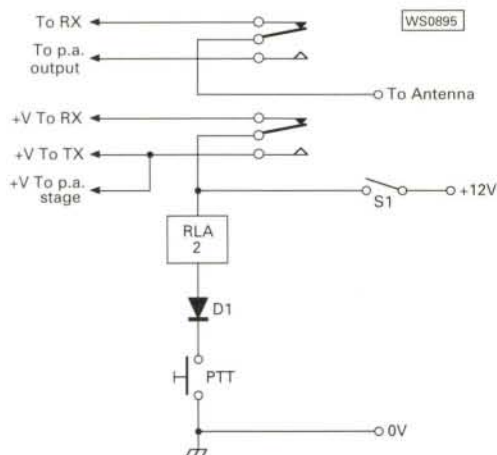



Fig. 1a/b: Circuits for the modifications required for using the higher power p.a. stage (see text).



Fig. 2: Close up view of the higher power p.a. stage mounted in G3ECG's transmitter-receiver (see text).



## Footnote: RSGB Radio Communications Handbook

There are two errors in the *RSGB Handbook* (6th edition) circuit I used. Please refer to your copy and if you see in the layout drawing (Fig. 5.65), that a connection is shown from T1 to the drain of TR1, it is incorrect as this should go to the gate of TR1. The circuit diagram (Fig. 5.64) is correct. Also in the details under Fig. 5.64, T2 and T3 have two, not three 11t loops. Please note that later editions of the *Radio Communications Handbook* carry a corrected version of the circuit.

G3ECG

difficulty and it worked first time. With R4 set at the earthy end it produced about 1W into a 50Ω dummy load.

First 'on the air' reports were very encouraging and with the help of the Net members I was able to find the right position of R4 to give the best speech quality. However, this resulted in a reduction of r.f. output to about 50mW (output measurements were made with one of **Alan Lake's** PM20 power meters).

Different microphones were tried but as Clive G4SLU suggested, a cheap dynamic, low impedance, hand-held microphone produced the best results. First reports of too much bass were corrected by reducing C2 to 0.47μF. (No doubt, different microphones would require individual attention).

On applying my frequency counter to the transmit oscillator, I was surprised to find the frequency was quite a bit below 1.963MHz even though the crystal was ordered for that frequency. This puzzled me at first until the penny dropped. **I had not given much thought to the crystal order and so it was produced for the normal 30pF loading.**

Examination of the oscillator circuit soon revealed that the capacitive loading created by C4 and C5 is well in excess of 30pF, thus lowering the crystal's effective frequency. This problem was solved by connecting in series with the crystal to earth a 10pF capacitor paralleled with a tiny 20pF variable. Careful adjustment of the variable set the oscillator exactly on 1.963MHz.

## Receiver Loudspeaker

I fitted the receiver with an 8Ω 3.5in diameter loudspeaker from an old transistor radio and I have been most impressed by the audio quality. Also impressive is the receiver's

sensitivity and it pulls in all that I would hear on the normal receiver - a rebuilt Marconi CR100.

However, the receiver does fall down badly on selectivity and I have found it to be very broad. Sometimes when listening on 1.963MHz I get breakthrough from a Net on 1.940MHz. Given the simplicity of the design however, I do not consider this a serious problem and it has not detracted from my enjoyment of this little rig.

With only 500mW output, signal reports were well down on my usual 10W input, valve transmitter. Nearby

stations got R5 copy but more distant stations struggled or did not copy me at all. So, I then began to give some thought about how to increase the output power.

## Handbook Answer

A browse through my copy (6th edition) of the *RSGB Communications Handbook* provided the answer to increasing the power output. On page 5.23 in the chapter 'Building Blocks' I found an excellent power amplifier using a pair of IRF510 Mosfets in a push-pull circuit\* (see footnote). I built it on Veroboard following roughly the layout in Fig. 5.65 in the *Handbook*.

With 14V supply, the circuit gave 5 to 6W first time into the power meter. On the air

**"I've had much fun & satisfaction in working on this little rig."**

reports were immediately back to those I receive using my valved transmitter with all stations getting good copy. The new p.a. is most certainly a vast improvement.

My 'Tourer' is housed in a Maplin Vinyl-Effect box, type WR3 with the loudspeaker mounted on the suitably cut-out top. The p.a. Veroboard had to be made into two halves in order to create space for the loudspeaker magnet. Circuit modifications required for use with the new p.a. stage are shown in **Fig. 1.**, while **Fig. 2** shows a close-up photograph of the new p.a. stage installed in my 'Tourer'.

I have had much fun and satisfaction in working on this little rig. I have even carried out tests in the car with a view to using it mobile, but a recent change of car has halted this work. But this doesn't stop me using it from home - so I look forward to working you on Top Band!

PW

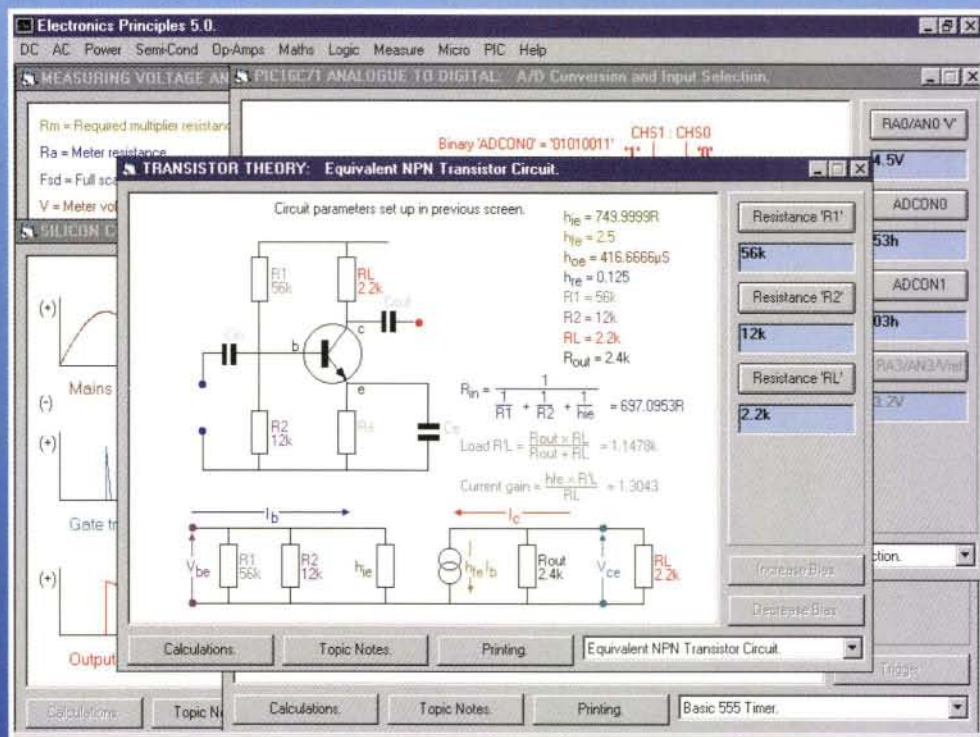


# Electronics Principles 5.0

'A COMPLETE PC BASED ELECTRONICS COURSE'

*If you are looking for an easy and enjoyable way of studying or improving your knowledge of electronics then this is the software for you.*

Now includes the PIC16C84 & PIC16C71 hardware and instruction set.



Electronics Principles 5.0 is a significant upgrade of our popular electronics educational software. Now containing even more analogue, digital and microcomputer theory, PLUS over a hundred new mathematics topics to further your understanding of formulae and calculations. Telephone for a comprehensive list or upgrade details.

This software has been developed to teach electronics and is suited to both the complete novice and the more advanced student or hobbyist wanting a quick revision and access to hundreds of electronics formulae. It is extremely easy to use. Just select a topic, which is always presented as a default diagram (no blank screens!) and input your own values. Alternatively, use those from any standard electronics text book to see the results as frequency response curves, calculations, logic states, voltages and currents etc.

Graphics presentation has been enhanced and speeded-up with new menus and indexing which enables a quicker access and more informative description of the extended range of five hundred and sixty electronics and mathematics topics.

The PIC16C84 microcontroller hardware and instruction set has been introduced and brought to life through colourful interactive graphics where you can study the architecture of this device by changing the data values to simulate all of the registers, direct/indirect addressing, program/data memory and input/output port configuration. Along with those analogue to digital functions of the PIC16C71. If you would like to learn more about the principles of these popular microcontrollers then it could not be made easier.


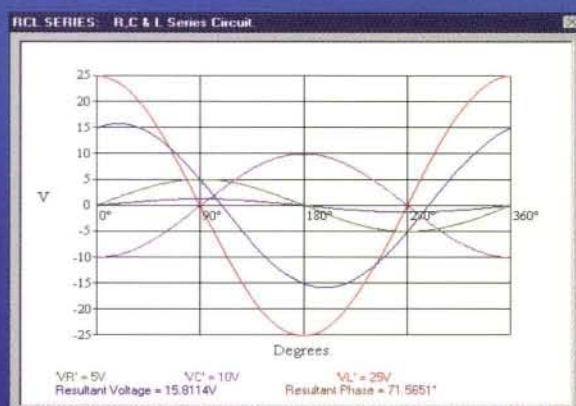
Electronics Principles software is currently used in hundreds of UK and overseas schools and colleges to support City & Guilds, GCSE, A-Level, BTEC and university foundation courses. Also NVQ's and GNVQ's where students are required to have an understanding of electronics principles.

## Still only £99.95\*

EPT Educational Software. Pump House, Lockram Lane, Witham, Essex. UK. CM8 2BJ.  
Tel/Fax: 01376 514008. [sales@eptsoft.demon.co.uk](mailto:sales@eptsoft.demon.co.uk) <http://www.eptsoft.demon.co.uk>

\*UK and EC countries add £2 per order for post & packing. VAT should be added to the total. Outside Europe £3.50 for air mail postage by return.

Switch, Delta, Visa and Mastercard orders accepted - please give card number and expiry date. Cheques & Postal Orders should be made payable to EPT Educational software.





**seem to be doing more and more operating in the car lately. Even most of my h.f. operating is now mobile. So, I always enjoy the opportunity of looking at new mobile equipment and therefore readily agreed to look at the new offering from Kenwood, the TM-G707E.**

The TM-G707E is a 144/433MHz dual-band (one band operation at a time) transceiver. It can be converted to cover Airband and the Marine band, but is supplied with the Amateur Bands only.

This latest Kenwood offering is supplied with mobile mounting bracket, a Kenwood MC-45 Microphone with Up/Down keys along with four function keys, a d.c. cable with in-line fuses and a comprehensive handbook are also included.

The TM-G707E has a good quality 'N' type antenna connector on the rear of the unit as well as the normal 3.5mm jack socket for an external speaker. On the front of the radio are the modular microphone socket and a Data connector socket for dedicated Packet and RTTY operation.

The TM-G707E has a small detachable head, which was one of the first things that impressed me. It's very easy just to take off and put in a pocket or handbag and provides a good security feature.

An optional extra connection cable allows the radio to be mounted in the boot or under a seat and the just the head mounted in the car. This way of mounting helps those of us with modern cars that seem to have nowhere to put a radio!

*Richard Newton  
GORSN, PW's very  
keen mobile  
operator has been  
putting the new  
Kenwood TM-G707E  
dual-band mobile  
transceiver to the  
test, here's how he  
got on.....*

# Mobile Working!





## Smart Looking

The TM-G707E is a very smart looking radio with the detachable head containing the display and all the transceiver's controls. The controls are well set out and are labelled both on the case and on the l.c.d. display.

The controls are well thought out, with the tuning knob used to go 'up and down' memories, v.f.o. ranges and menu options. The tuning control also has a button set inside it which when depressed allows you to tune in 1MHz steps (I liked the fact this could easily be done with one hand).

The **squelch** and **volume** rotary controls are easily accessible. Band change and call frequency recall along with power-out selection are all simple operations to carry out. I got the distinct impression that the designer of the TM-G707E is a mobile radio operator!

And what a display! In my opinion the display on the TM-G707E is wonderful. It's huge in comparison with others I have seen.

There's absolutely no doubt what frequency you are operating on and even the smaller items on the l.c.d. can be seen easily. The display can be backlit with varying levels of yellow light, which is very effective. And it's just another example of a small but extremely useful function.

The transceiver can be set to have a dim back light but on the use of a button or control the display becomes brighter for a couple of seconds. This I found very useful at night as it meant I didn't have to drive with a bright light glaring at me from the dash but when I needed to see the radio's display, there it was in all its glory.

The TM-G707E comes with all the features I would expect to see on a radio of its calibre. It has 180 memory channels that can contain separate transmit and receive frequencies as well as simplex frequencies. These memory channels can also hold other information such as tone squelch. Each memory channel can be given an alphanumeric name up to 7 characters long, for example repeater or packet BBS callsigns.

The radio is also very versatile, it can be switched on and used giving the operator excellent service without the need to do very much at all. On the other hand, through the easy-to-use menu, the transceiver can be set-up with many advanced features.

## Optional Extras

I was interested to see that the TM-G707E radio is also supported by a veritable army of optional accessories. One of the many optional extras is the voice module (the review model had this included) and I think this would be an 'absolute must' for those whose sight is impaired.

Among its many uses the voice synthesiser announces if the transceiver is on v.f.o. or memory mode, and will announce when you have selected menu options and announce memory number and frequencies. I programmed one of the microphone buttons to the voice feature, so

Practical Wireless, June 1998



The upper side of the transceiver is dominated by an impressive aluminium alloy die-cast heat-sink provided with a purpose-made 'sit in' recess for the loudspeaker. The effect of which adds to the neat and very professionally engineered design.

that while I was driving along I could make sure I was monitoring the correct frequency by pressing the button and allowing the radio to announce what the current working frequency was.

Other optional extras include a detachable front mounting kit with a choice between 3, 4 or 7m cable lengths. There's also a multi-function DTMF Microphone, a data cable, a modular to old style microphone connector adapter cable and a modular plug microphone switch also available.



Don't be misled by the apparent lack of 'active ingredients! In fact there's a large component count on this impressive p.c.b. due to the intensive use of the extremely versatile 'surface mount' devices.

## Sensible Way

The sensible way to get the most out of a new rig is to make a pot of tea and sit down with the manual. How many of us actually do this? Precisely ... not very many! And that's the reason why when I get a rig to review I unpack it, turn it on and try using it.

By 'using' the rig I don't mean just speaking to someone. I mean being able to programme a memory, assign memory names, tune the v.f.o ranges, change bands, and select shift and reverse frequencies. If I can do most of these without reading the manual, I consider the achievement to be an indication the radio has been thoughtfully designed.

I'm pleased to say I was able to do all of these on the TM-G707E without referring to the manual. So, the next job was to see how it worked 'on air'.

## Mobile Operations

I was delighted to find out the case dimensions of the TM-G707E were the same as my existing mobile rig, another dual-bander from Kenwood, the TM-732E. I have a slide-in/slide-out mount for my '732 so all I had to do was to put the sliders on the new

JOIN RICHARD GORSN AS HE GOES MOBILE WITH THE LATEST OFFERING FROM THE KENWOOD STABLE



radio and slip it into the dashboard.

The TM-G707E fitted like a glove, with the head was just proud of the dash and tilted at just the right angle. I connected it up to the power and turned it on. Being the vain man I am, I programmed the alphanumeric display to show, 'G0RSN' on power on!

On the whole the 144MHz band is quiet in my area. So, on my way to work one evening, driving to Poole, I decided to put a call through the local repeater, **GB3SC**.

I got an instant reply from **Peter G1IDZ**, who was situated somewhere in South Shropshire while sitting in his car. Peter was doing very well to get into the Bournemouth



The small detachable head is very easy to take off, which also makes it a good security feature.

"I got the distinct impression that the designer of the TM-G707E is a mobile radio operator"

## Manufacturer's Specifications

### General

Frequency range	144 to 146MHz	430 to 440MHz
Mode	F3E (f.m.)	
Antenna Impedance	50Ω	
Usable temperature range	-20°C to +60°C	
Power Supply	13.8 V DC ±15%	
Grounding method	Negative Ground	
Current	VHF	UHF
Transmit Max.	11A or less	10.0A or less
Receive 2W out	1.0A or less	
Frequency stability	10° to +50°C Within ±3ppm	
Dimensions (projections not included)	140 x 40 x 189mm	
Weight	1.2kg	

### Transmitter

Power Output	High	50W (144MHz) 35W (430MHz)
	Medium	Approx. 10W
	Low	Approx. 5W
Modulation	Reactance	
Spurious emissions	-60dB or less	
Maximum frequency deviation	±5kHz	
Audio distortion (at 60% modulation)	3% or less	
Microphone impedance	600Ω	

### Receiver

Circuitry	Double conversion superheterodyne
Intermediate frequency	1st 38.85MHz 2nd 450kHz
Sensitivity (12 dB SINAD)	0.16μV
Selectivity (-6dB)	12kHz or more
Selectivity (60dB)	28kHz or less
Squelch sensitivity	0.1μV or less
Audio output (8W, 5% distortion)	2W or higher
Audio output impedance	8Ω

repeater, conditions were 'up' so I checked for Peter on the input (easy to do on the TM-G707E I'm glad to say).

I was extremely impressed to hear Peter on the input. And although I didn't get an exact location but suffice to say it was a long way, which certainly shows that the receiver on the TM-G707E works well.

I then went onto make some more local contacts. One of these was with **Keith G3WSN** who reported the transmitted audio from the TM-G707E as being, "excellent, crisp and punchy, just what you want". During another QSO **Peter G4TBI** said, "very good in the audio department".

The received audio was also very good. Repeater access using CTCSS tones was very simple indeed.

However, 1750Hz was not quite so straightforward as this needs to be assigned to a microphone button. This means you can't use 'hands free', this in turn does mean 1750Hz tone burst repeater access is cumbersome, which meant I had to practice my 1750Hz whistle!

The performance of the TM-G707E was outstanding on both 144 and 433MHz and seemed very sensitive on both bands. It also offers an impressive 50W high power on 144MHz and 35W high power on 433MHz, so you can be sure of talking to stations that you can hear.

I used a middle of the range, dual-band mobile whip when operating and got very favourable reports and results. The versatility of the radio continues with the output power, a medium setting of 10W for each band and a low power of 5W are also options. The radio cools itself by a very quiet, unobtrusive fan assisted by very impressive heat-sinking.

### Base Station Contacts

I then decided to take the radio indoors to see if I could get a few more contacts using it a base station. For this I have a WX1 dual-band antenna on a pole at the rear of my



bungalow and as this antenna has not been used in a while I had to crawl around my loft to find the coaxial cable, ... the things I do for PW!

With the coaxial cable found and the dust blown from my 30A power supply I was ready to set up. I balanced the TM-G707E on its box and turned it on. A call on 145.500MHz went unanswered, several calls on 433.500MHz also went unanswered.

However, a plaintive cry on the local repeater, GB3SC, did not go unanswered.

**Lou G1ULZ** and **John G0VPJ** both came back to my pitiful plea for help.

Both Lou and John are relatively local to

cries on 145MHz but had not been able to call me back. I am delighted to say that he then seized his opportunity when we moved bands. Graham was situated in an area of Poole

**"The TM-G707E is very versatile and therefore shows great potential"**

called Alderney, which is only a matter of a few km away from me. Graham added his comments on the signal and audio quality from the TM-G70E. These included: "Very nice, smashing audio, smashing signal on both bands".

We then continued experimenting. Lou called me using his hand-held again, this time I did not hear him, although he did say his batteries may be low. Graham also called me using his IC-Z1E hand-held on low power and we made contact easily, Graham dropped from being a 59+ received signal to about 5 and 7.

The review model had the Airband receive dealer mod activated. I could not resist listening to the local Airport. I have to say that the quality of the a.m. reception was excellent. I did this both in the car and while I had it set up in the house on the WX1 antenna.

So, all in all the TM-G707E did very well on the air. As a base station it's just as impressive as it is for mobile operation.

The TM-G707E also offers something that I have not seen on any other transceiver. This is what Kenwood call Programmable Memory (PM).

The PM function means that individual settings such as v.f.o. frequencies, memory recall mode (either frequency or channel numbers) Offset direction and Frequency step sizes can be saved as a template. There are four operator templates available on the radio, which means that if you share the transceiver, at a club or within a family of amateurs, up to four people can individually tailor the transceiver to their own requirements.


### Joy To Use

Well designed, well built, and a joy to use. That is my conclusion on the TM-G707E. Reverse repeater monitoring, power output adjustment, band selection and menu access are all single button functions. Yes, this radio was designed for mobile operators and unless I am very much mistaken, mobile radio operators also did the design work.

All in all I think this very smart, well-made little unit is very good value for money. The TM-G707E is very versatile and therefore shows great potential.

For those operators who want to have dual-band capability but are happy to operate only one band at a time then the TM-G707E is worth a good look. The real plus points for me were that as a mobile operator the TM-G707E gave me what I would want, an easy to use, simple to operate transceiver that has the power of advanced features should they be required. The bottom line is - I liked it!

PW



my QTH. We all moved to a 145MHz simplex frequency and made contact. Lou was situated in West Moors, a village some 8km away from me, John was a little further away in Verwood, about 16km distant from me.

Lou first used a Trio 4000A dual-band rig putting about 2.5W into a 518 ground plane for 145MHz on his bungalow, using this set up he was an end stop signal with me. He gave me a 59+ report and after getting me to move my mouth away from my microphone (Thanks Lou!) he reported the transmitted audio from the TM-G707E as, "Very good indeed".

John also gave me an excellent signal report, even when I was on 5W I was still 59+. He was using a Standard C5800, 4W and a WX2 antenna. His comments were all very positive, his comments included "Cracking signal" ... and ... "nice audio".

We all had a very pleasant chat trying the different power settings. No matter how hard we tried we could still talk to each other despite the low power.

John bowed out for a prior engagement and Lou and I continued to experiment. Lou then called me using his Kenwood TH-79E hand-held on the Extra Low setting, Lou described this to be "A few milliwatts". The TM-G707E still received him 55 and he still heard me with no problem at all.

Lou then kindly agreed to help me try the radio out on 433MHz. We chose an obscure frequency and moved to u.h.f. We established contact and gave each other excellent reports.

Then I heard 'Break' and to my utter amazement there was another station on 433MHz. This was **Graham 2E1BVG**.

Graham had first monitored my plaintive Practical Wireless, June 1998

**The Kenwood TM-G707E is available from all Kenwood approved dealers for the recommended price of £349.95. All accessories for the G707E are the same as those for use with the TM-V7E.**



# South Midlands Comms.

world radio

## NEW SANGEAN ATS 909

World Band Radio



SSB (USB + LSB), 40Hz Step Fine Tuning. Auto scan and preset in priority of signal strength in FM/MW/LW bands. 306 Memories. RDS (Radio Data System) on PI, PS and CT for station time and clock. 42 world times built in.

**ONLY £139.00**

Including AC Adaptor

## SANGEAN ATS 818

World Band Radio

*After popular demand we now have the 818 back in stock.*

**HURRY WHILE STOCKS LAST.**

Five tuning methods, direct frequency, auto scan, manual scan, memory recall and rotary tuning.

45 memory presets 9 on each of FM, LW, MW and 18 presets on SW. AM Wide/Narrow filter, Full coverage SW meter band 120m to 11m, Standby function, Adjustable RF Gain, BFO Control, Dual Conversion Design.

**NOW ONLY £99.00**

Including AC Adaptor

## YAESU FRG-100

HF Receiver



**ONE OF OUR BEST SELLING HF RECEIVERS**

50kHz - 30 MHz, USB/LSB/CW/AM/FM\*, 10Hz/100Hz (CW, SSB) 100Hz/1kHz (AM, FM) Tuning steps. 50 Memory Channels, CAT Compatible, \*Optional FM Unit available.

**OUR PRICE £449.00**

Including AC Adaptor

## Paccomm

### Tiny 2 Mark 2

Probably the world's most popular packet specific TNC. 32K RAM, Powerful PMS, KISS, GPS Support, Upgradeable to 9600.

**ONLY £139.00**

Includes computer, radio cables and PC software.

## Kantronics

### KAM Plus All Mode

Our best selling multimode data controller. Modes include AMTOR, RTTY, CW, ASCII, NAVTEX, PACTOR, GTOR, HF & VHF Packet (inc. DAMA), WEFAK. 128K RAM, Powerful Personal Message System, GPS Support, Built in KA Node

**ONLY £395.00**

Includes computer, radio cables and PC software.

## SMC

### Multidata Interface

DOS based multimode RS232 Receive Interface Module. Supports Colour SSTV, FAX (inc WEFAK), CW, RTTY and AMTOR.

Minimum requirement - 286 PC with VGA screen.

**ONLY £29.95 - Plug and Play**

## Siskin

### Multicat CAT Interface

Basic radio functions on your PC Screen. With a built in CW Keyer. Supports Kenwood, Icom and Yaesu CAT equipped Radios. Compatible with most CAT control software and logging programmes.

**NOW ONLY £69.95**

Includes computer, radio cables and PC software.

Postage and Packing £6.50 All Prices Include VAT

data products

antenna sale

## Jaybeam

### LW16/2M

16 Element 2m Yagi  
**ONE ONLY £49.00**

### 4Y/4M

4 Element 4m Yagi  
**ONE ONLY £49.00**

### 8Y/12Y

12 Element Yagi for 70cms & 8 Element Yagi for 2m. Shared Boom  
**EIGHT ONLY £69.00**

### 10Y/2m

10 Element 2m Yagi  
**ONE ONLY £25.00**

## DS/2M

5 Element 2M Double Yagi  
**FOUR ONLY £39.00**

## Cushcraft

### AR270

2m/70cms Vertical 1.13m  
4.7/5.5DB  
**NOW ONLY £59.95**

### AR270B

2m/70cms Vertical 2.3m  
5.5/7.5DB  
**NOW ONLY £79.95**

### AR2

2m Vertical 1.2m  
**NOW ONLY £34.95**

## A3S

14/21/28MHZ YAGI  
**SPECIAL OFFER £379.95**

## Taiwan Serene

### TSB 3302

2m 200W Colinear 1.79m  
**ONLY £41.95**

### TSB 3303

2m/70cms Colinear 1.15m  
**ONLY £30.00**

### TSB 3305

2m/70cms Colinear 5.4m  
**ONLY £79.95**

Postage and Packing £6.50  
All Prices Include VAT

**Don't forget that SMC is one of the largest 2 way radio providers !**



South Midlands Communications Ltd HQ, SM House, School Close, Chandlers Ford Industrial Estate, Eastleigh, Hampshire SO53 4BY. Tel: (01703) 251549 Fax: (01703) 263507. Open 9-5.15pm Monday-Friday, 9-1pm Saturday. E-mail: [amateur@smc-comms.com](mailto:amateur@smc-comms.com) Web: <http://www.smc-comms.com>

Reg Ward & Co, 1 Westminster House, West Street, Axminster, Devon EX13 5NX. Tel: (01297) 34918 Fax: (01297) 34949. Open 10-5pm Monday, 9-5.30pm Tuesday-Saturday. E-mail: [regward@smc-comms.com](mailto:regward@smc-comms.com)



LEICESTER AMATEUR RADIO SHOW COMMITTEE PRESENT THE

# 27th LEICESTER AMATEUR RADIO SHOW

at a new venue

## CASTLE DONINGTON INTERNATIONAL EXHIBITION CENTRE

near junction 23A M1 motorway & East Midlands  
International Airport

on

**Friday 25th & Saturday 26th  
SEPTEMBER, 1998**

Direct bus services from Barnsley, Bradford, Leeds, Leicester, Sheffield, Loughborough, Milton Keynes, Nottingham and Wakefield to East Midlands Airport. Free shuttle bus from airport to exhibition hall.

Nearest railway stations: Derby and Loughborough on Midland Mainline from Leeds, Sheffield, Wakefield, Kettering, Wellingborough, Luton, Bedford, London (St. Pancras) and the continent. Central trains from Birmingham and the South-West serve Derby also. Central trains from Cambridge and the East serve Leicester. Air flights from the UK and the World via the British Midland Airways link from Schiphol Airport, Amsterdam, Holland.

ALL THE USUAL FEATURES BUT EVEN BIGGER THAN EVER. 150 STANDS, A CONVENTION AND FLEA MARKET.

For stand and table bookings contact John Theodorson, G4MTP.

Tel/Fax: (01604) 790966 E-mail: G4MTP@lars.org.uk

For further details contact Geoff Dover, G4AFJ.

Tel: (01455) 823344 or Fax: (01455) 828273

or see our internet site <http://www.lars.org.uk> with maps and all sorts of information on how to reach the show and all its features.

# HILTON

NATIONAL

East Midlands Airport

## BOOK NOW FOR THE LEICESTER SHOW

Purposely designed to suit everyone's requirements in every way. Ideally located just off Junction 24 of the M1, 2 miles from Donington Park.

The East Midlands Hilton has 152 luxurious rooms from family rooms to our superior plaza rooms.

With everything under one roof you don't even have to leave the hotel, fully equipped Livingwell Health Club, dining choices from our atmospheric Deli Lounge to the cosmopolitan feel of our à la Carte Pavilion Restaurant.

Not forgetting our dedicated weekend host who is here solely to answer any questions you may have about the hotel or the local area.

We haven't forgotten our younger guests. We have a fully supervised Yogi Play Park and many more facilities available to them and you.

SO TAKE ADVANTAGE OF OUR COMPETITIVE RATES  
AND CALL US NOW TO MAKE YOUR RESERVATIONS ON:

**01509 674000**

**PRICE £299**  
+ £6 P&P

# NEW

PHONE FOR  
FREE COLOUR  
CATALOGUE

## TARGET HF3E

### NEW EDITION TO THE TARGET HF3 RANGE OF RECEIVERS

With parallel computer interface and receiver control software including  
Spectral Display plus serial interface for RTTY, Fax, etc.

- ★ Frequency range 30kHz–30MHz
- ★ USB, LSB, AM
- ★ 1kHz steps with clarify
- ★ Filter bandwidth SSB=2.6kHz wide  
AM=6kHz wide
- ★ Power required 12 volts



- ★ Quasi synchronous demodulator
- ★ S0239 antenna connection
- ★ Backlight
- ★ 10 user programmable memories
- ★ Tilt foot for ease of desktop view of display
- ★ UK PSU and wire aerial

## TARGET HF3 AND HF3M RECEIVERS

**HF3 – £159.95 + £6 P&P**

- ★ Fully synthesised employing a phase lock loop VCO to ensure stable and accurate signal reception
- ★ Frequency range 30kHz–30MHz
- ★ CE approved ★ 1kHz steps with clarify
- ★ Audio output 2 watts ★ Headphone socket

Web site:

<http://www.kbnet.co.uk/akd>

E-mail: [akd@kbnet.co.uk](mailto:akd@kbnet.co.uk)



**2-year guarantee  
on all models**

**HF3M – £209.95 + £6 P&P**

Specification as HF3

Also includes:-

- ★ Built-in weatherfax interface
- ★ WEFAX disk and software
- ★ Interconnections cable to PC (9 pin serial)

Tel no:

**01438 351710**



# AKD

UNIT 5  
PARSONS GREEN ESTATE  
BOULTON ROAD  
STEVENAGE, HERTS SG1 4QG



# The 16th Annual Practical Wireless 144MHz

**Once again Adjudicator Neill Taylor G4HLX reminds us that it's time to find the insect repellent, stock up the picnic basket, prepare the portable mast, find that site and get ready for the PW 144MHz QRP Contest.**

An Alinco DJ-190 will be awarded to the overall winners.

**W**hen summer arrives, it's time to take to the hills with portable v.h.f. equipment and antennas, for a day of on-air activity which promises to bring some good contacts for everyone. With stations sited in the best locations all over the UK, there should be some good DX to work wherever you are.

You can join in the fun with just a simple 144MHz station, and the 3W output power limit means that you don't need extravagant equipment to compete effectively. For the 16th year, the PW QRP Contest provides the opportunity for newcomers and seasoned contest groups alike to engage in friendly competition for the top positions in the results.

For some, the goal is to become the leading station in their locator square. Others have personal aims such as achieving a higher position than last year, or working some DX that is usually out of reach.

And for the really high performers, there are rich rewards for the overall winners, who will receive the coveted **PW QRP Contest Winner's Cup** and a special prize of an **Alinco**

**DJ-190 144MHz hand-held transceiver**, kindly donated by **Mike Devereux G3SED** of **Nevada Communications**.

The runners-up will be awarded a special prize of either a **portable battery pack** or a **portable mast**, kindly donated by **Bob Keyes GW4IED** of **Key Solar Products**.

**The Tennamast Trophy in Memoriam to Frank Hall GM8BZX**, donated and sponsored by **Tennamast (Scotland) Ltd.**, will be awarded to the leading Scottish station.

Entries from Ireland aren't forgotten either, as for the second year the **PWEI/GI Trophy Clock** will be presented to the leading station in Eire or Northern Ireland.

## Certificates Awarded

Certificates will also be awarded to the leading stations in a number of categories, including leading single operator, and the leading station in each locator square. So why not have a go and try to win one of these? Contests results, along with a review of the contest and results, will be published in *Practical Wireless* later in the year.

**Even if you are a regular entrant to the PW QRP Contest, please take the time to read the rules thoroughly.** When submitting your entry, please be particularly careful to supply all the information required by **Rule No. 6**.

Every year some entrants lose valuable points through being penalised for incomplete details here. Be sure to provide the list of all the locator squares you have contacted, and check that in your log you have

highlighted in some way the first contact in each new square.

You'll probably find it easier, and it's certainly better for the adjudicator, if you use the blank log sheet and covering information sheet available for downloading from the PW QRP Contest pages on the Internet, at <http://www.rmpic.co.uk/eduweb/sites/ntaylor/pwqrp.html> (you'll also find complete results from many previous contests here).

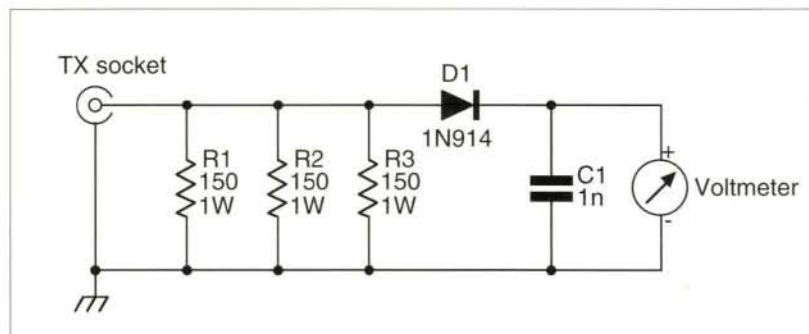
## New To VHF Contests?

If you're new to v.h.f. contests, then please don't be afraid! You couldn't have chosen a better event to get started - you'll find everyone you contact friendly and welcoming.

All you need is a 3W 144MHz transceiver, preferably s.s.b. as this is where most of the



Fig. 1: Simple power reduction circuit (see text).





# QRP Contest

## 0900-1600UTC, Sunday 21 June 1998

activity is. A good antenna is highly valuable, as is a good site to operate from.

You may find it easier to get together with a group of friends, as it takes a lot of concentration to operate continuously for seven hours. The key to success is to prepare well, try out all the equipment together beforehand, and keep well-organised during the contest.

Also remember that the mark of a good contest operator is to be brief and precise in the exchanges. Avoid needless repetition, but at the same time be sure that both sides of the QSO

have logged all the information correctly. Being in too much of a hurry can be as ineffective as being long-winded.

Finally, a good measure of luck is helpful, in reaching those DX locations and working the remote squares. So, let's hope that we get some good propagation conditions to really set the band alive! Above all, I hope everyone taking part really enjoys the day. **Good luck in the 16th contest!**

**Neill Taylor G4HLX**

### Contest Rules

**1. General:** The contest is open to all licensed radio amateurs, fixed stations or portable, using s.s.b., c.w. or f.m. in the 144MHz (two metre) band. Entries may be from individuals or from groups, clubs, etc. The duration will be from 0900 to 1600UTC on 21st June 1998.

All stations must operate within the terms of the licence. Entrants must observe the band plan and must keep clear of normal calling frequencies (144.300 and 145.500MHz) even for CQ calls. Avoid frequencies used by GB2RS during the morning (144.250 and 145.525MHz) and any other frequency that is obviously in use for non-contest purposes. Contest stations must allow other users of the band to carry out their activities without hindrance.

The station must use the same callsign throughout the contest and may not change its location. Special event callsigns may not be used.

**2. Contacts:** Contacts will consist of the exchange of the following minimum information:

- (i) callsigns of both stations
- (ii) signal report, standard RS(T) system
- (iii) serial number: a 3-digit number incremented by one for each contact, starting at 001 for the first
- (iv) locator (i.e. full 6-character IARU Universal Locator for the location of the station)

Information must be sent to, and received from, each station individually, and contact may not be established with more than one station at a time. Simultaneous operation on more than one frequency is not permitted.

If a non-competing station is worked and is unable to send his full universal locator, his location may be logged instead. However, for a square to count as a multiplier (see rule 4), a full 6-character IARU universal locator must have been received in at least one contact with a station in the square.

**Contacts via repeaters or satellites are not permitted.**

**3. Power:** The output power of the transmitter final stage shall not exceed 3W p.e.p. If the equipment in use is usually capable of a higher power, the power shall be reduced and measured by satisfactory means. The simplest way is often to apply a (variable) negative voltage to the transmitter a.l.c. line, reached via the accessory socket. The output power can be accurately measured using the simple circuit of **Fig. 1**. Connect this to the 50Ω output of the transmitter and adjust the power so that the voltmeter does not exceed 16.7V on a good whistle into the microphone.

**4. Scoring:** Each contact will score one point. The total number of points gained in the eight-hour period will then be multiplied by the number of different locator squares in which contacts were made (a 'square' here is the area defined by the first four characters of a universal locator).

Example: 52 stations worked in IO81, IO90, IO91, IO92 and JO01 squares; final score =  $5 \times 52 = 260$ .

Only one contact with a given station will count as a scoring contact, even if it has changed its location, e.g. gone /M or /P. If a duplicate contact is inadvertently made, it must still be recorded in the log, and clearly marked as a duplicate.



**The leading station in Eire or Northern Ireland will be awarded the PW EI/GI Trophy Clock.**

NEILL G4HLX SAYS IT'S TIME TO JOIN IN THE PW 'FUN' 144MHZ CONTEST!



**5. Log:** The log submitted as an entry must be clearly written on one side only of A4 sized paper (210 width x 297mm height), ruled into columns showing:

- (i) time GMT
- (ii) callsign of station worked
- (iii) report and serial number sent
- (iv) report and serial number received
- (v) locator received (or location).

Underline or highlight the first contact in each of the locator squares worked.

At the top of each sheet, write:

- (a) callsign of your station
- (b) your locator as sent
- (c) sheet number and total number of sheets (e.g. 'sheet no. 3 of 5').

The sample shown in **Fig. 2** illustrates how each sheet should be headed.

**6. Entries:** Accompanying each entry must be a separate sheet of A4 sized paper bearing the following information:

- (a) name of entrant (or of club etc. in a group entry) as it is to appear in the results table
- (b) callsign used during contest (including any suffix)
- (c) name and address for correspondence
- (d) details of location of station during contest; for portable stations, a national grid reference is preferred
- (e) locator as sent
- (f) whether single- or multi-operator (a single-operator is an individual who received no assistance from any person in operating the station, which is either his/her permanent home station or a portable station established solely by him/her); if multi-operator, include a list of operators' names and callsigns
- (g) total number of contacts and locator squares worked
- (h) list of the locator squares worked
- (i) a full description of the equipment used including TX p.e.p. output power
- (j) if the transmitting equipment is capable of more than 3W p.e.p. output, a description of the methods used (i) to reduce and (ii) to measure the output power
- (k) antenna used and approximate station height a.s.l.

Failure to supply the previous information may lead to loss of points or disqualification. The following declaration must then be written and signed by the entrant (by one responsible person in the case of a group entry): "I confirm that the station was operated within the rules and spirit of the event, and that the above information is correct".

This declaration concludes the entry, which should be sent, with the log sheets, to: **Practical Wireless Contest, c/o Dr. N. P. Taylor G4HLX, 46 Hunters Field, Stanford in the Vale, Faringdon, Oxfordshire SN7 8LX**. A large s.a.e. should be enclosed if a full set of contest results is required.

**Entries must be postmarked no later than 6 July 1998.** Late entries will incur a heavy points penalty or may be disallowed.

Any other general comments about the station, the contest and conditions during it are welcome, but should be written on a separate sheet of paper. Photographs of the station are also invited (but please note that these cannot be returned); if these are not available by the time the entry is submitted they may be sent later, **to arrive by 10th August 1998**.

**7. Miscellaneous:** When operating portable, obtain permission from the owner of the land before using a site. Always leave the site clean and tidy, removing all litter. Observe the Country Code.

Take reasonable precautions to avoid choosing a site which another group is also planning to use. It is wise to have an alternative site available in case this problem does arise.

Make sure your transmitter is properly adjusted and is not radiating a broad or poor-quality signal, e.g. by over-driving or excessive speech compression. On the other hand, be aware that your receiver may experience problems due to the numerous very strong signals it will have to handle, and that this may lead you to believe that another station is radiating a poor signal. Before reaching this conclusion, try heavy attenuation at the receiver input. The use of a high-gain r.f. pre-amplifier is likely to worsen strong-signal problems, so if you do use one, it is best to be able to switch it off when necessary.

**8: Adjudication.** Points will be deducted for errors in the information sent or received as shown by the logs. Unmarked duplicate contacts will carry a heavy points penalty. Failure to supply the complete information required by Rule 6 may also lead to deduction of points.

**A breach of these rules may lead to disqualification. In the case of any dispute, the decision of the adjudicator will be final.**

# The 16th Annual Practical Wireless 144MHz QRP Contest

0900-1600UTC, Sunday 21 June 1998

Fig. 2: Sample log sheet for PW 144MHz QRP Contest (see text).

<b>Practical Wireless 144MHz QRP Contest 1998</b>				
Date	Callsign	Locator	Sheet No Of	
Time UTC	Callsign	Report & Serial No	Locator	
		Sent      Received		



# Kanga's Great QRP Kits

We stock a range of kits that suits builders of all capabilities. From the simple **SUD-DEN Receiver** that covers any single band from 160m through to 20m at just £17.95. The famous **ONER Transmitter** (£5.95) or with the matching *Receiver, VFO, changeover and LPF* for just £34.95). The **LCK BACKPACKERS transceiver** uses a *Superhet Receiver* and fits in your average sized pocket (£39.95). We have three **Iambic Keyers** starting with the **ONER Keyer** at £17.95 and the **ONER Memory Keyer** at just £22.95. Each on a one inch PCB! Our **1750 Tone burst Kit** at £4.95 matches our **CTCSS Kit** at £14.95. The **OXO crystal** controlled transmitter from just £8.95.

Other kits include the famous **FOXX mini Transceiver** at £14.95 and the **ACTIVE ANTENNA** at only £9.95. Our **100W DUMMY LOAD** is just £9.95 with our **MORSE TRAINER/OSCILLATOR** being just £12.95. The **VFO** is £12.95. *Our range of test equipment* for the builder includes the famous **STOCKTON POWER METER**, now including two meters at £24.95 and its junior **ONER Milliwatt** brother at £17.95. The **SPECTRUM WAVEMETER** is £24.95 and our **Two Tone Oscillator** just £12.95. Our **CRYSTAL COMB CALIBRATOR** even tells you which tone is which for only £12.95. The **COMPUTER RIG CONTROLLER** is £14.95 and **APELL key/transmitter** just £12.95.

Please note that UK postage and packing is £1.50 per order, EEC is £3.00, others £5.00.  
An A5 envelope (with one 1st class stamp or 2 IRC's) will get free full catalogue.

## KANGA PRODUCTS

Seaview House, Crete Road East, Folkstone, Kent CT18 7EG.

Tel/Fax: 01303 891106

E-mail: Sales@kanga.demon.co.uk Homepages: <http://www.kanga.demon.co.uk>

## C.M.HOWES COMMUNICATIONS

[www.howes-comms.demon.co.uk](http://www.howes-comms.demon.co.uk)

Mail Order to: Eydon, Daventry,  
Northants. NN11 3PT  
☎ 01327 260178



An easy-to-build low power (QRP) station

### Build Your Station in Easy Stages!

#### DC2000 SSB & CW Receiver Kit

Great for the beginner as well as the experienced QRP'er. Plug-in band system. DC2000 Kit: £22.90 (one band module included). Extra band module kits: £7.90 each, from 160 to 10M. HA22R hardware (pictured top left): £18.90.

#### TX2000 QRP Transmitter Kit

5W CW RF output (adjustable) on 160 to 20M bands, about 1W on 10M. Plug-in band filter. Very clean signal. Use with Rx and linking module for transceiver. TX2000 Kit: £24.90 (with one band filter). Extra band filter kits: £6.90 each. HA23R hardware pack (pictured lower left): £16.90.

#### LM2000 Linking Module

Fits in receiver to link to transmitter. Side-tone, muting, IRT, CW filter. Kit: £16.30

Total to build this QRP Station: £99.90 (plus postage)



#### Multiband SSB Receiver

DXR20. Covers SSB and CW on 20, 40 & 80M bands as standard. Optional extra plug-in band modules available. Can link to TX2000 or AT160 for transceiver (by adding LM2000 linking module). Versatile and popular, with great performance!

DXR20 Kit: £39.90. DCS2 "S meter" Kit: £10.90. HA20R hardware pack: £28.90

### Great projects for Holiday, Portable and the Home Station!



#### Audio Filter - £29.80!

Clean up your reception!

- Reduce noise and interference! • Sharp SSB/Speech filter with faster roll-off than IF crystal filters! • 300Hz bandwidth CW filter • Printed and punched front panel • All aluminium case
- Simply connects between radio and external loudspeaker or headphones •
- Suits receivers & transceivers • ASL5 Kit plus HA50R hardware: £29.80

#### ACCESSORY KITS

AA2	Active Antenna. 150kHz to 30MHz	£8.90	DFD4	Add-on Digital Readout for superhets	£49.90
AA4	25 to 1300MHz Active Antenna	£19.90	DFD5	Digital Frequency Counter/Readout	£54.90
AB118	118 to 137MHz Active Antenna	£18.80	SPA4	Scanner Preamp. 4 to 1300MHz	£15.90
ASU8	RX Antenna Selector/Attenuator	£27.90	ST2	Morse Side-tone/Practice Oscillator	£9.80
CSL4	Internal SSB & CW Filter for our RXs	£10.50	SWB30	SWR/Power Indicator, 30W 1-200MHz	£13.90
DCS2	"S Meter" for direct conversion RXs	£10.90	XM1	Crystal Calibrator, 8 intervals + ident	£16.90
CBA2	Counter Buffer (fit to Rx to feed DFD5)	£5.90	(optional hardware packs are available to suit many of the above kits, please enquire)		



#### Top Value Receiving ATUs

CTU8: covers 500kHz to 30MHz. Efficient, flexible "T match" circuit. SO239 sockets. Improve your antenna performance!

Factory Built: £49.90. Kit (including case and all hardware): £29.90.

CTU9: as CTU8 plus balun, bypass switch and terminal posts. The fully featured Rx ATU! Factory Built: £69.90. CTU9 Kit (including case and all hardware): £39.90.

Please add £4.00 P&P, or £1.50 P&P for electronics kits without hardware.

HOWES KITS contain good quality printed circuit boards with screen printed parts locations, full, clear instructions and all board mounted components. Sales, constructional and technical advice are available by phone during office hours. Please send an SAE for our free catalogue and specific product data sheets, or you can browse this information on our Internet Website (URL at top). UK delivery is normally within seven days.

73 from Dave G4KQH, Technical Manager.



# THE **ML&S** BUDGET PLAN HAS

**CALL TODAY FOR THE LARGEST SELECTION OF NEW & USED EQUIPMENT IN EUROPE**

- TEL: 0181 - 566 1120 ■ FAX: 0181 - 566 1207
- CUSTOMER CARE: 0181 - 566 0 566
- WEB SITE: [MLandS.co.uk](http://MLandS.co.uk)
- E-MAIL: [sales@MLandS.co.uk](mailto:sales@MLandS.co.uk)



## NEW KENWOOD TMG-707E

The latest Twin Band 2/70 Mobile from Kenwood. Removable Front Panel, Built In CTCSS Encode/Decode, 180 memories including Alpha tag, 1200/9k6 Packet input, WB RX 118-174/300-524MHz plus 800-1000MHz.

**ONLY £329 OR £24.15 DEPOSIT & 12 X £28 P/M**



## ICOM IC-706MK11DSP

Now fitted with the DSP UT-102 as standard, HF, 6M, 2M all mode in a package not much bigger than a car radio.

**RRP £1099 ML PRICE £999 OR £22.03 DEPOSIT & 60 X £25 P/M**



## STOP PRESS

**RS-746 Control**

**Software for**

**IC-746**

**£59.95**

**IC-Q7E Micro**

**Handie from Icom**

**£215.00**

**IC-PW1 1kW Icom**

**HF Solid State**

**Linear**

**£3695.00**

## MyDel antennas

**MDEL MULTITRAP**

Built exclusively for MARTIN LYNCH, the new wire antenna is trapped for 80 through to 10 metres, uses heavy gauge multi strand plastic-sheathed wire, heavy duty 1 kW traps and totals only 20 metres in length. It's very easy to install, takes minutes to tune, guaranteeing an SWR of less than 1.5:1 on spot frequencies throughout the entire 5 bands. A far better alternative to the old G5RV antenna. Impedance: 52 Ohm. Overall length: 20m. Power Handling: 1kW. Max SWR: 1.5:1. Weight: 2.5Kg. Input socket: SO239.

**MDEL**

**MEGATRAP 160M - 40M**

**£79.95**  
p&p £7.50

**£99.95**  
p&p £7.50

## ICOM IC-T8E

**FREE FINANCE on this product**

The only TRIPLE BAND 2/6/70 Handie on the market. Fortunately it's brilliant.

**RRP £349 OR £49 DEPOSIT & 12 X**

**£25 P/M**

**ZERO FINANCE CHARGES**



## YAESU FT-847GX

If you are a Radio enthusiast and you haven't heard about the new FT-847GX then perhaps you live on an island that I should sponsor the next CDXC expedition too!! The only Transceiver to offer HF + 4M + 6M + 2M + 70CM in one box. Bloody amazing I say. If you have a deposit with us (and you got in early) you probably already have yours by now. Stocks arriving throughout May. Get your deposits in quick!!

**RRP £1695.**

Deposits from only £25. No cuddly toys or furry dice. We will price match though. Call now.



## KENWOOD TH-G71E

Excellent value Twin Band Handie featuring 200 memories, a monster 6 Watts out (using 13.8VDC) & built in CTCSS.

**RRP £279.95 ML PRICE £249 IN STOCK NOW.**



**N**ow in its second year, the ML&S "BUDGET PLAN" has proved to be the most popular method of paying for your new radio equipment. Unlike other "Hire Purchase" agreements, the Budget Plan makes it very easy to plan your monthly repayments at a fixed rate, requiring a very low deposit.

- Deposit from as little as £20
- Repayments can be fixed at between £25 - £100 increments
- APR is low - only 19.9% Compare that with your Bank

**ALL ITEMS ARE AVAILABLE ON THE ML&S BUDGET PLAN**



## ICOM IC-2100H

The latest in a long line of High Power FM Mobiles. 55 Watts on 2 Metres FM will ensure that you are heard. This one features a selectable yellow or green display should you be fussy about matching your cars dash illumination!



## ICOM IC-746

**PRICE MATCH ON THIS PRODUCT**

Guess which HF Transceiver has sold more this year than any other? You guessed it, the new IC-746. 100 Watts on HF, Six Meters and Two Metres with DSP. This is the serious choice if your priority is HF operation. Buy on our Budget Plan with the matching PSU and Desk Microphone and receive £250 worth of matching Icom accessories.

**IC-746 £1695 MATCHING PS-85 PSU £245, MATCHING SM-8 DESK MICROPHONE £109**



## STANDARD C5900D

Still the very best (and only!) Triple band 2/6/70 FM Transceiver available. A stonking 50W out on Two, 45 Watts on Six and 35W on seventy. We have probably sold more to RayNet than individual users! Just look at the super new LOW price!

**RRP £799 ML PRICE £599 OR £16.99 DEPOSIT & 29 X £25 P/M**



## STANDARD C156

Competition for 2M handies is fierce. There are many unknown makes on the market and STANDARD isn't one of them!

**RRP £149.95 ML PRICE £129.95**



**140-142 NORTHFIELD AVENUE, EALING, LONDON W13 9SB**



- Finance can be instantly offered over the telephone or in the store (subject to status)
- The loan can be tailored to suit you - you tell us what deposit & how many months to pay
- We can take your trade-in as a large deposit leaving the balance to finance
- We can even pay cash for your trade-in and still finance your new or used purchase!
- Payment protection is available - giving you peace of mind on paying the loan. (subject to status)

**The worlds smallest sexiest  
DualBander  
available! 0.5-  
1.7MHz (AM) &  
76-999MHz with  
2/70 Transceive.  
Lithium Ion  
Battery &  
Charger supplied.  
RRP £269  
ML PRICE £239  
IF YOU FIND IT  
CHEAPER CALL!!**



**Simple Twin band  
Handie that works!  
Supplied with  
NiCads & Charger  
RRP £299  
ML PRICE £199**



**You will be VERY impressed. £895**



**A superb HF plus Six Metre Base Transceiver with DSP and Internal Auto Tuner. No available with FM and AM options fitted as standard.**  
**RRP £1499 ML PRICE £1299**  
**OR £18.99 DEPOSIT**  
**£ 54 X £35 P/M**



If you want a power supply to be built properly then I guess you have no choice but to turn to the "big three." Yaesu have just introduced a high quality Regulated DC PSU specifically designed to work with their current (including the FT-847GX) range of HF Transceivers.

- 3.8 Volts DC at up to 25 Amps continuous Duty
- OverLoad Protection.
- High RFI Immunity, including extensive internal filtering
- Multiple DC Outlets including Cigar Socket for Handles
- Metres for Volts & Amps
- Only 250Wx150Hx240Dmm (9.8"x5.9"x9.5")

RRP £229

**FREE FINANCE** on this product!

After two & a half years, I cannot think of another HF Transceiver that has sold consistently each month. When the chips are down the FT-1000MP is the benchmark to which others are compared. Full

**DSP, Internal ATU & PSU.**  
Now think about owning one on Interest Free Finance.  
**RRP £2499**  
**ML Price £2199**  
**or £183 deposit & 18 x £112 p/m**  
**ZERO FINANCE CHARGES**



Martin Lynch & Son are the UK distributor for Microwave Modules products. The range currently consists of a of VHF & UHF linear amplifiers, linear transverters, plus a number of other useful accessories.

## Amplifiers

All amplifiers utilise a state of the art power transistor, guaranteeing a reliable and linear output stage, thus making them suitable for all modes of operation. The PA transistor is thermally tracked against temperature variation.

Model	Band	Input	Output	Price
MM1432-30-3	70 Cms	1/3 Watts	30 Watts	£179.95
MM1432-50-3	70 Cms	10 Watts	50 Watts	£189.95
MM1432-100-10	70 Cms	10 Watts	100 Watts	£339.95
MM1144-200	2 Metres	3 1/2/25 Watts	200 Watts	£339.95
MM1144-100-10	2 Metres	10 Watts	100 Watts	£199.95
MM1144-100-3	2 Metres	3 Watts	100 Watts	£219.95
MM1144-301.S	2 Metres	1/3 Watts	30 Watts	£99.95
MM170-30-3	4 Metres	3 Watts	30 Watts	£99.95
MM170-100-10	4 Metres	10 Watts	100 Watts	£199.95
MM170-100-25	4 Metres	25 Watts	100 Watts	£199.95
MM150-30-3	6 Metres	3 Watts	30 Watts	£99.95
MM150-100-25	6 Metres	25 Watts	100 Watts	£199.95
MM150-100-10	6 Metres	10 Watts	100 Watts	£199.95
MM150-100-3	6 Metres	3 Watts	100 Watts	£219.95

**20% PLUS OFF TONNA PRICES!**

To ease the burden of putting up new antennas during spring, check out our **LOW** prices on **TONNA ANTENNAS!**

20505 5 ele	50MHz	RRP £86.95	ML £69.50
20804 4 ele	144 MHz	RRP £44.95	ML £35.95
20809 9 ele	144 MHz	RRP £52.95	ML £42.25
20811 11ele	144 MHz	RRP £79.95	ML £63.95
20817 17ele	144 MHz	RRP £97.95	ML £77.95
20818 9 ele X	144 MHz	RRP £87.95	ML £69.95
20438 21 ele X	432 MHz	RRP £61.95	ML £49.50
20909 9 ele	432 MHz	RRP £45.95	ML £36.75
20919 19 ele	432 MHz	RRP £53.95	ML £42.95
20921 21 ele	432 MHz	RRP £69.95	ML £55.95

**Plus selection of 23cm antennas in stock!!**

Call now  
**81-566 1120**

Martin Lynch can also offer finance terms up to 60 months. Deposits from a minimum of £25. We welcome your part exchange against any new (or used!) product, provided its clean and in good working order. Call the Sales Desk today. APR: 19.9%. Payment protection is also available up to 36 months. All units are brand new and boxed and offered with full manufacturers RTB warranty. All prices quoted for cash/cheque or Switch/Delta card. No additional charges for credit cards. Martin Lynch is a licensed credit broker. Full written details are available on request. Finance is subject to status. E&OE. £10 p.p.m on all major items.

\* Budget Plan requirements: Full time employment (or disabled/retired), over 18 and below 71, Current bank account (or building society). For instant finance please ensure you have UK driving licence and cheque guarantee/credit card or Electricity/Gas/BT bill with your current name and address. Finance subject to status. APR 19.9%.



## • NEW • SkySpy Software Decoder for ACARS™

**SkySpy** is a software program to decode ACARS™ transmissions, the digital data link between commercial aircraft and ground stations. It carries information on schedules, weather, emergency conditions, aircraft performance and status and private messages. To receive and decode ACARS™ data packets you will need:-

- An AM airband receiver
  - PC running Windows95 (Pentium™ recommended)
  - a Pervisell demodulator (see below)
  - the SkySpy software program
- Connect the demodulator to Com1 or Com2 of your PC and the other end to the airband receiver. Software installation to your hard disk is easy and requires just a few minutes. Program features include:-
- Decode and extract aircraft registration, message and flight number
  - Reliable detection of transmission errors
  - Open multiple browse windows
  - Realtime monitor window for raw packet data display
  - Logging of raw packet display
  - Browse database while receiving new packets
  - Logging of decoded messages to MS Access 95™ compatible database
  - Sort/Browse windows on any field
  - UTC date/time included with all logged data

**All of this for only £24.99**

## DEMOMULATORS FOR JVFX HAMCOMM RADIORAF GSHPC PD2.04 & SKYSPY

**THE ORIGINAL RECEIVE ONLY** with 25 way 'D' type £16.99  
**POCSAG RECEIVE** version (as above, with variable hysteresis) £19.99  
**TRANSMIT** version (POCSAG Rx + Fax/SSTV/HamComm Tx) £24.99  
 25 to 9 way Adaptor £3.00. Shareware on 3.5" HD Disks  
**JVFX + HamComm 3.1 + PKTMON12 + PD2.04 + WXGRAPH** £25.00  
**RADIORAF Version 2.13** £2.50 **DL4SAW SSTV (V1.2)** £2.50

## REGISTERED VERSIONS OF SOFTWARE NOW ALSO INCLUDING RADIORAF

**DL4SAW (GSHPC) SSTV (V2.21)** £34.99 **HamComm3.1** £19.99  
**POCSAG (PD2.04)** £19.99 **RadioRaft Version 2.13** £19.99  
 All prices UK/Eire inc VAT + P&P. For non-EU deduct 17.5% VAT.  
 All products (except software) carry a full money back guarantee.  
 Minimum Credit Card order £15.00. Outside British Isles add £2.00.

**Pervisell Ltd., 8 Temple End, High Wycombe, Bucks HP13 5DR** Tel: (01494) 443033 Fax: (01494) 448236  
<http://www.pervisell.com> E-mail: [ham@pervisell.com](mailto:ham@pervisell.com)



## Royal Naval Amateur Radio Society



# ANNUAL MOBILE RALLY

on

**Sunday 7th June, 1998**

**10.30 - 17.30**

at

**The Playing Fields, opposite H.M.S. Collingwood, Fareham, Hants.**

(off M27 at J11 follow A32 & B3385, towards Lee-on-Solent)

ALL THE USUAL RNARS RALLY ATTRACTIONS

Trade stands, Bring and Buy, RAYNET, SUNPAC,

Club stands, Talk-in via PC/PH

**PLUS**

Various other stalls and attractions

**A GRAND DAY OUT**

**Further details from:**

**The Secretary R.N.A.R.S. 103 Torrington Road, North End, Portsmouth**

# SRP TRADING



## Antenna Rotator AR-300XL

Max load 60kg (with support bearing). 360

deg rotation in approx 65 sec. (cable not supplied). Support bearing optional extra. **£49.95 + free P&P** (mainland UK only).



## Synchron SX-144/430

2m/70cm cross needle direct reading SWR/1000W power meter. **£39.95 + free**

P&P (mainland UK only).

**Radio shack DX-394 communications receiver** - 150kHz to 30MHz base station AM, CW, USB, LSB communications receiver. Features

include clock and timer, signal meter, 100+ memories, RF gain control and direct frequency entry.

A steal at **£149.95 + £7 P&P**.



## SRP Mini-Mag 2/70

2m/70cm dual band mobile antenna featuring super strength mini-magnet (only 30m diameter) c/w miniature coax and plug.

**£19.95 + free P&P** (mainland UK only).



## Yupiteru MVT-7100 Scanner

Full spec wideband scanner complete with accessories.

**£Ring for this month's special offer**



## SRP-905 Communications Speaker

5 watt 8 ohm filter/mute extension

speaker complete with 3.5mm mono jack. **£13.95 + free P&P** (mainland UK only).

**SRP Trading, 1086 Bristol Road South, Rednal, Birmingham B45 9TZ**

Opening times: Mon-Sat 9.30am to 5.30pm. We are Kenwood, Yaesu, Icom, & Alinco dealers.

Call Rod (G8SUP), Richard (G6ORA) or Mary (M0BMH) on

**TEL: 0121-460 1581, 0121-457 7788 FAX: 0121-457 9009**



# The GDP-430 Hand-Held UHF Transceiver

## Part 3

**This month Geoff Pike G1OGDP describes the final constructional stages of his low power hand-held transceiver project.**

THE THIRD AND FINAL PART OF GEOFF'S LOW POWER HAND-HELD TRANSCEIVER PROJECT

**In this, the third and final part of the GDP-430 project, I'm going to describe the final stages of construction. And I hope - for those of you who are underway by using the previously published circuit - that it's a case of 'Okay so far'?**

I advise that you build the transmitter section carefully using good v.h.f. and u.h.f. techniques. No long leads, and if you make the p.c.b.s. yourself make sure they are good quality fibreglass.

Once you've completed the transmitter board, check all the tracks and ensure there are no solder blobs and other short-circuits. And if all is well, it's onto the transmitter alignment.

Personally, I've no doubt that once having seen the photographs of my prototype you'll agree that alignment is **best done initially outside the case and then fitted afterwards**. It may then be necessary to go over some of the adjustments and adjust slightly for best performance.

### Alignment Process

To start the alignment process, you should select the appropriate 3rd overtone crystal and preset L1 to about 3mm into its former. The variable capacitor C9 should be set 35% meshed, C12 80%, C16 55%, C19 20% and C24 30%.

When you've inserted the crystal, there should be a rise in current drawn to approximately 35mA. As with the receiver local oscillator, C7 may need to be padded with 2.7pF until reliable starting occurs.

Ensure that the varicap diode is temporarily 'tied' to mid supply voltage level with R18/17. Now peak C12, 16, 19 and 24 for maximum output, and adjust HF1 (but this will only need 1-2 turns on each slug).

Next, check that the voltage drop across R16/17 is about 0.55V (i.e. 55mA). The BFR96S is rated at 100mA/12V, so caution is needed not to exceed its rating. To that end, do not remove R18, R19 and or 20 in the quest for more power.

When everything is adjusted and tuned up, approximately 350mW will be available at the antenna socket. This is because losses in RLA are unfortunately unavoidable for such a low cost switching relay used at this frequency.

Total current drawn in between 160-200mA depending on final output power. Temporarily connect a variable supply to R8, so as to swing the voltage mid-point  $\pm 2V$ . Check that a deviation of  $\pm 3.5kHz$  is available, i.e. a total of 7kHz.

Adjust C9 to achieve the required deviation,

and then check that the centre frequency is the crystal frequency  $\times 6$ . The adjustment of C9 and L1 will obviously interact to some degree, **but it is possible** to achieve a good compromise between centre frequency and deviation.

### Tone Burst

The tone burst on my prototype is on the same p.c.b. as the audio amplifier. It's straightforward and there's nothing special required except to check that the crystal frequency of XL2 is 3.579MHz.

You should also verify that the output of the IC4020 (pin 15) is 1748Hz. This should have a duration of about two seconds when power is applied. (This can be adjusted with R40 to suit individual repeaters).

A small piece of 1.5mm diameter wire is used to connect the negative side of the board to ground plane of the receiver board, providing extra mechanical rigidity as well as a ground return. Tone burst level can be preset with R42 to about 20% away from ground potential.

### Microphone Board

The microphone board is fitted as close as possible to the transmitter board. Additionally all connections must be made as small as can be achieved mechanically.

Fig. 1: The microphone amplifier and modulator board component side.








Fig. 2: The underside of the microphone amplifier board.

Ensure that the board has a good earth with a mounting bolt into the case side with a single countersunk bolt. Ensure that L2, a 1.5 $\mu$ H moulded choke has a short run between the microphone amplifier and the varicap diode. The deviation control R28 can initially be set about 30% from ground potential.

## Relay Control Board

Now it's on to the relay control board, and in my prototype the antenna change-over relay is controlled by a small p.c.b. mounted on the case side opposite the transmitter board. It should be mounted as close to the microphone socket(s) as is possible.

Operation is simple and only requires a swamp resistor across the electret microphone of approximately 1k $\Omega$  (if not already fitted). This will ensure sufficient current flow to activate the c/o relay via the switching transistors Tr9, 10 and 11.

However, if you decide to use an ordinary 4 pin CB type of microphone, the board is not needed. In this case R35 will allow control of the amplifier's sensitivity.



Fig. 3: The transmitter board overlay.



Fig. 4: As space is tight a few components must be mounted on the track side of the transmitter p.c.b.



Final adjustments when in a suitable case will include checking with another station for modulation quality and also adjustment of the tone burst duration. Additionally, you may notice that when the unit is 'up and running' that the squelch control can be backed off after a few minutes to advantage. (This is because in practice the threshold seems quite temperature dependent).

### Choosing The Antenna

When it comes to choosing the antenna there are several options. It could be a commercial helical or a 1/4 wave whip as needed.

However, for my prototype I used a 5/8 wavelength antenna which was easily made from welding rod and a BNC plug. The plug was shrouded with an 'in-line' fuse holder outer to support the base matching coil. I then slipped the fuse holder over the assembly and filled it with epoxy resin.

Be aware that if you use a 1/2 or 5/8 wavelength antenna that some experimentation will be needed to find the best reception, especially if you are moving about the house. And don't forget to incorporate some form of protection at the tip of the antenna - it's all too easy for a whip antenna to be used as a rapier!

### Your Hand-Held

When it comes to building your version of the GDP-430 I'll be pleased to hear from you. Obviously there will be differing requirements for each constructor but if you do wish to contact me directly to discuss the project please do so.

The p.c.b.s for this project **will not be available from the PW PCB Service**. Instead, I can provide you with the prototype p.c.b. designs I used and up-dates on the project if you enclose a large s.a.e. (50p stamp).

You can write to me at **2 Windslow Drive, Carrickefergus, County Antrim, Northern Ireland BT38 9BB. However, please remember that I'm not available on the telephone.**

So, whatever form your GDP-430 takes - good luck and I hope you enjoy building the project. Home-brewing a u.h.f. transceiver is a challenge but it's also very enjoyable!

PW




Fig. 5: A small section of Veroboard was used to make up the transmit/receive changeover circuit.




Fig. 6: Looking behind the front panel shows a tightly mounted group of components.

## Errors & Updates

In Fig. 1b on page 68 of the November 1997 issue of *PW* the resistor R118 may be modified to 1.5k $\Omega$  rather than the 2.2k $\Omega$  as shown.

In Fig. 1c (p 68) the connection shown from the top of R123 to the top of R120 should not be there. The top of R120 should be connected to the junction of C137/R123/L104.

Also in Fig. 1c the connection shown between R129 and the +12V (Rx) line should go to the junction of R131/C146/L106.

On Fig. 1d (p 68) R6 should connect direct to the +8V supply from IC1 rather than to L2/C5 junction as shown.

Shown as single capacitors in Fig. 1d (p 68) C11 and C18 should be a combination of 10nF and 1nF for decoupling purposes. This comment also applies to C25 on Fig. 1f (p 69)

The resistor on the base of Tr2, shown as R12 should be labelled R11.

For maximum stability the r.f. filter, C27/L10 (Fig. 1g) should be mounted on the microphone socket direct.

In Fig. 4 on page 50 of the May 1998 issue of *PW* the lower component marked C102 on the left hand side of the photograph should have been labelled Tr102.

The coils L102 is wound in one lead of R102, and L103 is wound in one lead of R104. Both should be two turns and 3mm internal diameter.



## UK's Premier Service Centre

### 12.5kHz CONVERSIONS

Save money and keep your existing rig. Castle can convert most makes and models. Call Castle to discuss your requirements.

### SERVICE

Rig problems? You'll want to know that when things go wrong, they're put right - back to the way the manufacturer specifies, and back to the way the rig worked when new. Castle Electronics has been servicing rigs for years; is trusted by some of the largest names in the industry to put their equipment into good shape, and can be trusted by you to make your station operational in the best and most efficient way. Make Castle your first stop for service!

KENWOOD **YAesu** ICOM

Main dealer

### Castle Electronics

Unit 20, Halfpenny Green Airport  
Bobbington, Nr Stourbridge

West Midlands DY7 5DY

Tel: (01384) 221036

Fax: (01384) 221037

Geoff G4AQU - John G6VJC



service  
showroom  
finance terms  
mail order  
part exchange



## CAN'T GET HOLD OF YOUR COPY OF PRACTICAL WIRELESS?

You should be able to obtain *PW* from **WHSmith** and **John Menzies** stores throughout the UK from the day of publication (2nd Thursday of every month). It should appear on the shelves, but if you cannot find it ask, or enquire about reserving a copy.

Many independent newsagents also stock copies of *PW* and if you want to make sure you don't miss out ask your newsagent to reserve a copy for you on a regular monthly basis.

If you continue to experience problems in getting *Practical Wireless* from any newsagent please call:

**Donna Vincent, Distribution  
Complaints on (01202) 659910.**

# MONITORING TIMES

Published monthly by Grove Enterprises in the USA *Monitoring Times* has plenty to offer the radio enthusiast. Included every month are 20 pages of broadcast schedules from around the world, reviews of new products, technical features and projects.

All this and more is contained within MT's 100+ pages. There's even a comprehensive Buyers Guide covering everything from books and software to the latest equipment. So, if you are looking to enhance your hobby - look no further!

If it's on the radio it's in *Monitoring Times*!

Subs Rates (1 year):

£38	UK
£43	Europe
£49	Rest of World (Airmail)



**Telephone (01202) 659930 today to subscribe to *Monitoring Times*!**

We can also arrange subscriptions to *Satellite Times* - call for details.



## THE VINTAGE WIRELESS LISTING

Published regularly containing 100s of out of print and collectable wireless books and magazines. Vintage and valve communications receivers, valves and components for the short wave enthusiast and amateur. Send six first class stamps for next listing or £4 for next four listings or £8 for next four catalogues and eight issues of "The Vintage Wireless Trader" containing our latest acquisitions and subscribers wants and sales. Published at approx six week intervals.

### NEW BOOKS

**Naval Command and Control** by W. T. Packenham. Published by Brassey's Weapons and Technology series. Gives details of naval command electronic warfare systems—sonar and underwater surveillance, radar and naval communications including HF, broadcasts, ship to shore and submarine communications. Many photos. 147pp. £8.50 P&P £2.50.

**The Ultra-Magic Deals** by B. F. Smith. A well researched book on ultra code breaking operations providing a fascinating study of the technologies, personalities and politics of Britain and America's most mysterious secret—the pooling of their cryptological intelligence against Germany and Japan. Includes recently released details of Bletchley Park operations and is one of the few books published on cryptanalytic operations. 276 pages. Published at £17.95. Our price £11.50 P&P £2.50.

**Military Space.** An informative study by the RAF Aerospace briefing team published by Brassey's weapons systems series. Contains photos and information on military communication, navigation, meteorological and surveillance satellites. Frequency bands used by communication satellites etc. 195 large format pages. £8.50 P&P £2.50.

**Radar** by P. S. Hall. (et al). An absorbing and informative study by authors from The Royal Military College of Science. Covers the origin, development and operation of military radar from Chain Home to Patriot, etc. Numerous photos and illustrations of equipment and its principles of operation. 170pp. Published by Brassey's Weapon Technology series at £25. Our price £7.50 P&P £2.50.

**Jane's Military Communications 12th Edition 1991-1992.** A vast volume of 814 pages. Large format, wraps. Contains descriptions, photographs and basic details of the world's military communications equipment. Brand new. Published at over £100. Special price £20. Postage £6, overseas postage extra.

**R.1155 Receiver Data.** Contains circuits and technical notes. 47 large-format pages, facsimile reprint. £11.75 incl P&P.

**Vintage Radio Valve Line-up Guide, 1930s 1950s.** This invaluable book contains the valve line-up and replacement guide for hundreds of radios, pre-war and post-war. 118 pages. £12.50 including P&P.

**Wireless Set (Canadian) No19 MkIII Technical Manual.** Facsimile copy contains detailed description, layouts, circuits operating instructions, etc. 62 pages. Large format. £12.50 including P&P.

### (Dept PW) CHEVET SUPPLIES LTD.

157 Dickson Road, BLACKPOOL FY1 2EU

Tel: (01253) 751858. Fax: (01253) 302979.

Telephone orders accepted.



## WANTED, TOP PRICES PAID

All makes, types, models of any vintage, domestic, military, professional radio equipment including any accessories, adaptors, etc. Also test gear, valves, components, literature in any condition or quantity.

Please telephone or write to:-

### Centre Electronics

345 Stockfield Road, Yardley, Birmingham B25 8JP.

Telephone 0121-706 0261

SHOP OPENING HOURS: Monday, Tuesday evening 7-9pm. Thursday, Friday & Saturday 10-4pm.

NATIONWIDE COLLECTION SERVICE

## READ SHORT WAVE MAGAZINE ANYTIME, ANYWHERE



## Amateur Radio Communications Ltd

38 Bridge Street, Earlestown, Newton-le-Willows, Merseyside WA12 9BA

OPEN Tue-Sat  
10am-5pm  
FREE PARKING

We are the largest stockists of both new and secondhand amateur radio equipment in the north of England – fact not fiction! Our company boasts a full time service department authorised by all the major suppliers.

When you buy from us you have complete peace of mind!

### HF TRANSCEIVERS



#### ICOM IC-706 MkII DSP

The only HF + 2 + 6m HF transceiver the size of a dualband mobile. If you are looking for a rig you can't live without, your search has ended. £1099 RRP.

PHONE NOW FOR OUR SPECIAL CASH PRICE!!  
NOW COMPLETE WITH NEW UT-106 DSP MODULE

### NEW HF MODELS ON THE MARKET



#### ICOM IC-746

Latest HF/VHF transceiver from Icom. Superior design, HF to 50MHz through to 144MHz, possessing VHF base station capabilities. DSP and 100W RF output. Sure to be one of the best selling radios of 1998!! £1695 RRP. £PHONE

Hopefully, by the time you read this advert the new Yaesu FT-847 will have arrived in the UK! ★ 100W on HF ★ 100W on 6m ★ 50W on 2m ★ 50W on 70cm This ultra compact satellite + all mode transceiver has everything, dare you not buy one? £1695 approx. Phone now for details.



FT-847

#### ICOM IC-756

The perfect HF-6m all mode transceiver for hams who enjoy chasing rare DX's. Full of functions designed to give you the edge! It is an impressive looking radio, sure to be another Icom winner.

PHONE NOW FOR OUR CASH PRICE!



£1495 RRP

### VHF/UHF MOBILES



#### DOWN IN PRICE. ICOM IC-207H DUALBAND MOBILE

New RRP £369 ★ 2m & 70cms 50W/30W ★ Detachable head ★ Packet 9600 bps ready ★ 180 memory channels ★ CTCSS & 1750MHz tone.

TEL FOR SPECIAL ARC PRICE!

### NEW FROM ICOM

#### ICOM IC-2100

★ 12.5/25kHz ★ 55W ★ 113 memories

£269

### YAESU FT-8100R

The new FT-8100R from Yaesu combines high power and the industry's most versatile memory system with the ease of installation afforded by its remote-head capability. Be a part of the dual-band revolution with the FT-8100R. £499 RRP.

### KENWOOD TM-V7E

RRP down to £569.95  
ARC price £515.

Deposit £55, 12 monthly payments of £44. Fast selling dualbander!

Now an even better buy than ever before.

USE YOUR CREDIT CARD  
FOR SAME DAY DISPATCH

### VHF/UHF HANDHELDS NEW ON THE MARKET

#### ICOM T-8E TRIPLEBANDER

Another first from Icom! This compact handy enables you to operate on 2m/6m/70cms, plus wideband receive and many more features. The first to use Ni-MH battery pack which means you can charge it when you like. Don't miss out on this super handheld. RRP £349.



### PHONE FOR ARC PRICE

#### LATEST KENWOOD HANDIE. TH-G71E

It only takes one glance to see that this 6W dualbander from Kenwood is something special. Just take a look at the following: ★ 200 memories ★ Alphanumeric display ★ Full CTCSS ★ DTMF ★ Wideband Rx ★ Illuminated keypad ★ PC compatible ★ Windows programming.

RRP £279

TEL FOR ARC PRICE

STOP PRESS ICOM IC-T7E NOW DOWN TO £259 RRP. PHONE NOW FOR OUR SPECIAL PRICE

### YAESU VX1-R

Smallest ever dualbander, seeing is believing! Already a top seller at ARC. £269 RRP



## PROBLEMS WITH YOUR RIG?

Come to the EXPERTS. We are one of the select number of officially appointed service centres for Alinco, Icom, Kenwood and Yaesu. In fact, we have been servicing and carrying out repairs to amateur radio equipment over the past 16 years and our reputation goes without saying!

If you want a job doing efficiently, quickly and at an affordable price, (our rates are probably the lowest in the UK), then phone us on

01925  
229881



Tel: 01925 229881/Fax: 01925 229882





# MULTICOMM 2000

★ FINANCE AVAILABLE ★  
LARGE SHOWROOM ★ BEST PRICES

## AMERITRON



**AMERITRON 811CEX**  
600W linear, 1.8 - 30MHz.  
**OUR PRICE £699.00**  
or 36 mths @ £22.83



**AMERITRON 1200CEX**  
1500W output, 3CX1200A7  
ceramic valves.  
**OUR PRICE £1799.00**  
or 36 mths @ £58.77



**AMERITRON 800CEX**  
1200W output, 3CX800A7 valves.  
**OUR PRICE £1395.00**  
or 36 mths @ £45.56



**AMERITRON 82CEX**  
1500W output, 2 x 3-500Z valves.  
**OUR PRICE £1699.00**  
or 36 mths @ £55.50


B-5016	2mtr, 160W.....	£299.00
A-0105	6mtr, 150W.....	£325.00
B-1016	2mtr, 160W.....	£349.00
B-1030	2mtr, 300W.....	£715.00
B-108	2mtr, 80W.....	£225.00
B-215	2mtr, 150W.....	£349.00
B-2516	2mtr, 160W.....	£299.00

## MIRAGE



D-3010	70cms, 100W.....	£359.00
D-26n	70/60.....	£269.00
BD-35	2/70.....	£119.00
D-100ATVN	70/100.....	£405.00
B-34	2mtr, 35W.....	£99.00
B-34	2mtr, 35W.....	£75.00
B-1060	2mtr, 600W.....	£1095.00


## BENCHER, inc.



**BENCHER  
LAMBIC KEYERS**  
BY-1.....£69.00  
BY-2.....£78.00  
BY-3 Gold .....£175.00

Original de-luxe .....£149.00  
Vibro keyer de-luxe.....£139.00

“THE BEST”



**KENWOOD  
TS-570D**  
**OUR PRICE  
£999.00**

## SUPER DEALS

**ICOM  
PCR-1000**  
**OUR PRICE  
£345.00**



CUSHCRAFT RANGE OF ANTENNAS NOW IN STOCK.  
R-7000 HF-VERTICAL. GREAT PERFORMANCE **£329.00**



**SGC POWER CLEAR**  
DSP speaker.  
**OUR PRICE  
£269.00**

**TIMEWAVE**  
DSP-599ZX  
**OUR PRICE  
£299.00**



“LINEAR AMP UK” . . . Linears are now available. Phone for best price.



**PALSTAR**  
30 amp fan cooled PSU  
**PRICE £89.00**

**SGC-2020**  
HF QRP transceiver.  
Orders being taken now.  
**OUR PRICE  
£525.00**





# SALES HOTLINE 01480 406770

★ USED EQUIPMENT ALWAYS WANTED  
★ GUARANTEED TOP PRICES PAID

**IMPORTED DIRECT  
FROM THE USA**

# MIFJ

**BEST UK  
PRICES**



## OPENING HOURS

Monday - Friday 9.00-5.00pm.  
Saturday 9.00-2.00pm.  
Closed Sundays.

## WORLD-WIDE DELIVERY

Our efficient couriers ensure a guaranteed next day delivery in the UK and a 48-hour worldwide service if required.

## PART EXCHANGE

We urgently require your treasured set. We buy outright for cash. Alternatively, use your old equipment as a deposit on finance for a new or used set.

## FINANCE

We now can offer you a competitive finance package with only 10% deposit. Multicomm 2000 is a licensed credit broker. Written quotations are available upon request.

## ACCESSORIES

Here at Multicomm 2000 we also have a large selection of books, antennas, linears, etc. If we don't have it in stock we can order it!

## USED EQUIPMENT

We probably have the largest range of used equipment in the country.

Most of our used equipment carries a full 12-month warranty and can be purchased on finance (if required).

## LARGE SHOWROOM

We have a large, modern, showroom crammed full of new and used equipment. All are available for demonstration. Callers are welcome anytime!

## PRICING POLICY

We source many products direct and usually offer an unmatched price on all of our products.

**NEW**

**MFJ-259 MkII**  
HF/VHF antenna analyser.  
New model. New features.  
**£169.00**

**MFJ 862**  
VHF/UHF SWR power  
meter  
**£44.00**

**MFJ 941 E**  
300W HF ATU including  
4:1 Balun  
**£79.00**

**MFJ 901 B**  
Brilliant BUDGET  
HF ATU  
**£55.00**

**MFJ 931**  
Artificial RF  
ground  
**£65.00**

**MFJ 934**  
Antenna tuner & artificial  
ground  
**£145.00**

**MFJ 945 E**  
HF + 6mtr  
300W ATU  
**£69.00**

**MFJ 264**  
1.5kW  
dummy load  
**£45.00**

**MFJ 784 B**  
Fully featured  
DSP filter  
**£179.00**

**MFJ 959 B**  
Receiver antenna  
pre-amp  
**£69.00**

**MFJ 969 C**  
300W HF + 6  
ATU  
**£139.00**

**MFJ 418**  
NEW  
CW tutor  
**£55.00**

**MFJ 989 C**  
3kW HF  
ATU  
**£275.00**

**MFJ 948 B**  
300W HF  
ATU  
**£85.00**

**MFJ 949 E**  
300W HF ATU  
+ dummy load  
**£99.00**

**MFJ 921/924**  
VHF or UHF  
ATU's  
**£65.00**

**MFJ 903/906**  
6mtr ATU's  
MFJ 903 **£44.00**  
MFJ 906 **£69.00**

**All MFJ  
products carry  
our full 12  
month warranty  
and are CE  
approved**

**MFJ Magnetic  
Loop Antennas**  
1786 10-30MHz ..... **£259.00**  
1788 7-21MHz ..... **£299.00**

**UNIT 3, 86 CAMBRIDGE STREET, ST. NEOTS, CAMBS PE19 1PJ**  
**FAX: 01480 356192      SALES HOTLINE 01480 406770**  
**EMAIL: Sales@multicomm2000.com      WEBSITE: www.multicomm2000.com**



# Antenna Workshop

## Is That 'Coax' Any Use?

Gerald  
Stancey  
G3MCK  
'coaxes' you  
to use some  
simple tests  
to see if that  
'bargain'  
length of  
coaxial cable  
is any use.

I've covered the theoretical side of coaxial cable in a previous article 5. So, now I'd like to expand that and deal with coaxial cable from a practical viewpoint. Many amateurs who've found or acquired a length of coaxial cable of unknown

characteristics, must often wonder if it's of any use. In this article I'll describe some simple tests to determine whether it is usable or should be used as a source of braid for 'earthing' straps.

Radio waves travel more slowly in a coaxial cable than they do in free space (where the speed of transmission is the speed of light at 300 000 000 m/s), and the ratio of these two transmission velocities is called the 'velocity factor of the cable' (it's always less than 1). The difference in transmission velocities has the effect of physically shortening any signal's wavelengths within the cable.

Let me illustrate it by example. Let's assume you wish to make an open-ended  $\lambda/4$  stub for 7MHz using a length of coaxial cable, with a velocity factor of 0.66. The length of coaxial cable is calculated by first finding the quarter-wavelength in free space -

$$\lambda/4 = 0.25 * (300/7) = 10.7\text{m}$$

To then find the wavelength in the coaxial cable you multiply the free space wavelength by the velocity factor. So,  $10.71 \times 0.66 = 7.07\text{m}$  and this is the length of the cable stub.

Now you know what velocity factor is, how can you measure it? The first method is to take a convenient length of the coaxial cable and measure it's  $\lambda/4$  resonant frequency with a (grid) dip oscillator (g.d.o.). Having found this frequency, work the above calculation backwards to find the electrical length of the cable.

Then measure the cable's physical length

with a tape-measure. The ratio of the length of the coaxial cable to the free space  $\lambda/4$  is the velocity factor.

## Word Of Warning

I must just mention a word of warning to those of you who are using a g.d.o. with a simple dial read-out. To obtain a good result some care is needed. You must lightly couple the g.d.o. to the cable through a single turn coil which joins the braid of the coaxial cable to its inner.

Having found the initial 'dip', further reduce the coupling to the minimum and either use a frequency meter or a receiver to find the exact frequency of the g.d.o. The act of coupling the g.d.o. to the coaxial may have 'pulled' the frequency and possibly changed its calibration. **Note: Always start from the lowest frequency range setting when looking for the 'dip'.**

There is however a better method. Instead of using a g.d.o. you can use a noise bridge and a receiver to find the  $\lambda/4$  resonant frequency of the cable, see Fig. 1. Estimate the approximate frequency by calculation as described above. Set both dials on the bridge to zero.

At the resonant frequency of the coaxial cable under test there will be a marked fall in the level of the noise which is heard in the receiver. This is because the length of cable under test behaves as an open circuit  $\lambda/4$  stub, putting a short circuit across the receiver and the bridge.

## Characteristic Impedance

Do have a look at my earlier article dealing (5) with characteristic impedance of a coaxial cable, for which we usually use the symbol  $Z_0$ . The  $Z_0$  value is solely determined by the physical characteristics of the cable and is quite easy to evaluate. But please note when taking measurements as my old physics master used to say, "Note a micrometer must not be used as a vice"!

Don't worry if your answer is not exactly  $50\Omega$  or whatever. Many cables which we call  $50\Omega$  are not in fact that value. For example, the impedance of RG-58/U is actually  $53.5\Omega$ . However, most cables you are likely to meet fall into one of two major groups, those whose impedances are about  $50\Omega$  and those whose impedances are about  $70\Omega$ .

Beware; you may encounter RG-62A/U coaxial whose impedance is  $92\Omega$ . This cable is semi-airspaced and is widely used in v.d.u. installations and can often be found in skips when a building is being gutted.

## Line Loss

Now I'll look at line loss, which is specified loss (in dB) per unit length. The unit length usually is 10m or 100 feet (30m). Make sure you are comparing like with like when you are considering which

A radio wave travels slower in a cable than in 'free-space' so, wavelengths within the cable are always shorter than in free-space.



coaxial to buy from a manufacturer.

Line loss is very frequency dependent and gets worse as the frequency increases so be certain that you use a loss figure that is comparable with the use to which you are putting the cable. A cable that is excellent for 3.5MHz could be a dead loss (excuse the pun) for the '2m man'.

The usual method of measuring cable loss simply measures the power flowing at each end of a matched length of coaxial as shown in **Fig. 2**. The loss is  $10 \times \log(P_a/P_b)$  dB. If you don't have an accurate power meter, measure the r.f. voltage at the same points, the loss figure is then  $20 \times \log(V_a/V_b)$  dB.

To compare the loss of your length of coaxial with that of known cables you may have to allow for a difference in lengths between your test piece and the standard length used by the manufacturer. For example, your 20m of cable gave a loss of 1dB, then 30m would give a loss of 30/20 greater or 1.67dB per 30m.

Another way of measuring the loss is as shown in **Fig. 3**. Here r.f. is fed via a directional power meter - many s.w.r. meters are suitable for this purpose - into a length of un-terminated coaxial cable. You will remember that in these circumstances all the power which has been fed into the line will be reflected by the open circuit at the far end.

So, if we measure the forward ( $P_f$ ) and reverse ( $P_r$ ) powers at the input of the line we can calculate the loss by applying the following formula:  $\text{loss} = 5 \log(P_f/P_r)$ . The loss is incurred on both the outward and return journey, so 5 is used in this formula and not 10.

The method must be used with care as many rigs do not like running in an unmatched condition. I have found that running about one watt output and using a sensitive directional power meter gives good results. I use the Stockton Power meter which can detect very low power levels with ease. This meter, should have a normal meter, not digitally driven i.e.d. indicators.

I suspect many amateurs have sometimes wondered whether the coaxial cable feeding their antenna is suffering old age or ingress of water. The last method I'd like to describe can be adapted to check the loss of your dipole feeder without leaving the shack.

If you disconnect the antenna from the feeder you can determine the feeder loss using the above two power method. But, with many installations this may not be too convenient. You could attach a shorting link across the feeder at the antenna feedpoint. (A short circuit reflects power in exactly the same way as an open circuit). This too, may not be convenient, but if we operate the dipole at twice its design frequency the cable is now terminated at the centre of a full wave length.

The feed-point impedance is about  $5k\Omega$  and the coaxial cable will be operating with an s.w.r. of 100:1. so, it is effectively terminated in an open circuit which, like the short circuit, will reflect all the power. So, at twice the dipole's design frequency, measure the forward and reflected powers and calculate the loss as described above.

The measured loss will be a little higher  
Practical Wireless, June 1998

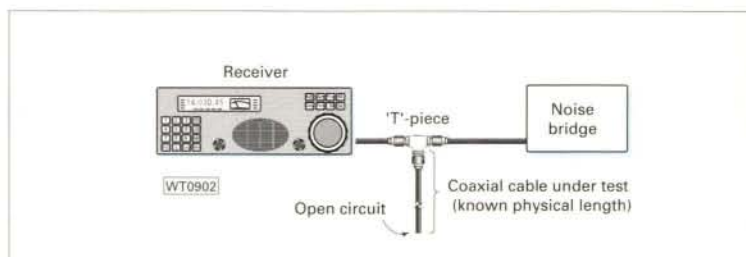


Fig. 1: This is all you need to find the resonant  $\lambda/4$  frequency of a length of coaxial cable and, from the physical length you can work out its velocity factor.

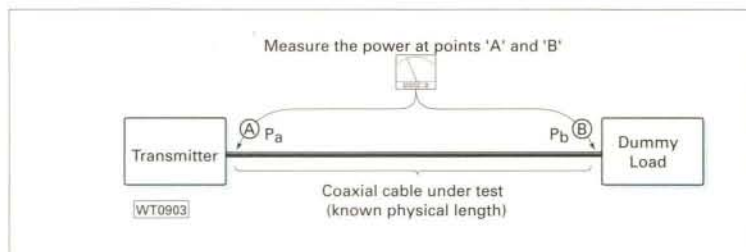


Fig. 2: To find the loss figure, measure the available power at each end of the length of cable, and divide the loss (in dB) by the length of the cable.

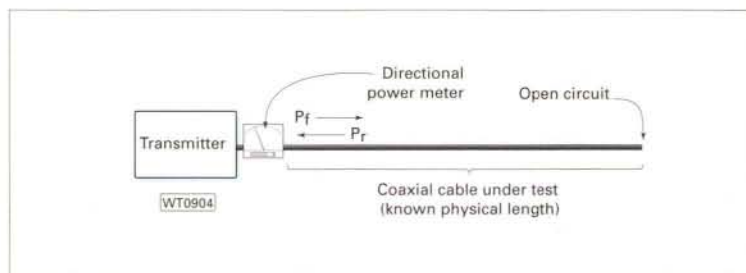


Fig. 3: By using an unterminated length of coaxial cable and a directional power meter two power readings can be obtained for the loss figure. See text.

The ratio, of a signal's  $\lambda/4$  length in a coaxial cable, to its free space  $\lambda/4$  is the velocity factor of that cable.

than the actual loss due to the test frequency being higher than the operating frequency but this should not normally be of any consequence. This method will not work with trap dipoles and G5RV's. I have only used it with directly fed dipoles and if you are using a balun the results may not be reliable.

### Simple Methods

These simple methods will enable you to test to see if a coil of coaxial cable is any use. If you are interested in other parameters, such as power handling, it may be necessary to apply intelligent guess-work or go and buy some coaxial cable of a known type. If you need to have more accurate figures then you will have to use more sophisticated measurement techniques.

PW

5 'Antenna Workshop - Transmission Lines' by Gerald Stancey G3MCK - PW October 1995 (pages 48/49)

COAXIAL CABLES FROM A PRACTICAL VIEWPOINT - THEY ARE EASIER THAN YOU THINK!



To order any of the titles mentioned on these pages please use the order form in this issue or telephone Michael or Shelagh on (01202) 659930.

This month Rob Mannion G3XFD looks at a selection of books written by Ian Poole G3YWX, a prolific author who also writes PW's popular 'What is A....?' series. And quite honestly - this brief look at just a few of his titles is really like 'dipping the toes' into Ian Poole's work!

# Book PROFILES

Author Of The Month - Ian Poole G3YWX

## Basic Radio - Principles & Technology £14.99

This book is Ian Poole's latest, and I'm pleased to see it in print because we discussed the idea together a few years ago and the result is an excellent, very readable 'first' technical book. The format adopted is just right to encourage the interest of anyone in the first stages of interest.

Starting off with a look back at radio history Ian travels right through radio and ends up in orbit with satellite communications! Chapters include radio today, yesterday and tomorrow, radio waves and propagation, capacitors, inductors and filters, modulation, receivers, transmitter, antenna systems, broadcasting, satellites and personal communications.

There's a useful index and information on basic calculations. If you enjoy reading PW's 'What is A....?' - you'll certainly enjoy this latest book from Ian Poole. **Excellent first technical book. Highly Recommended.**

## Short Wave Listener's Guide £14.99

Having first discovered an interest in radio communications, most enthusiasts to either specialise in one aspect of the hobby or 'dabble' in both the 'hobby construction' and 'on air' aspects of the pastime. In years past the 'traditional' method of serving your radio 'apprenticeship' was to become a dedicated short wave listener.

However, some enthusiasts specialise even further by concentrating on the aspect of the hobby and after reading Ian's *Short Wave Listener's Guide* I realise there's some areas of the listening speciality I've missed out on! In his typical style the author has comprehensively, but concisely, covered What is short wave listening?, aspects of the hobby, technology today, looking into the future, how it began.

There's much additional information regarding callsigns, prefixes and call areas. All this information is presented in Ian's informative but informal and interesting style. A superbly researched and

prepared read, and a very useful reference book. **Highly recommended.**

## An Introduction To Scanners & Scanning £4.99

This little paperback will probably be the first book that scanner owners will see listed once they've bought their scanners. Scanning has received much poor publicity over the years but many radio enthusiasts have entered the radio hobby because of their interest. Ian introduces the reader to how the scanner works, how to use it, radio waves and propagation and also provides plenty of information to launch any first timer off on the listening hobby in an ethical fashion. **A useful 'starter' book.**

## An Introduction To Amateur Radio £4.99

This little will be an ideal 'follow-on' book for any scanner enthusiast who having had the appetite 'whetted' by what's received on the scanner would like to 'have a go' for themselves.

Ian starts by answering the question What is Amateur Radio? and follows it up with enough information to help any reader get going in the Amateur Radio hobby. **Useful 'starter' book.**


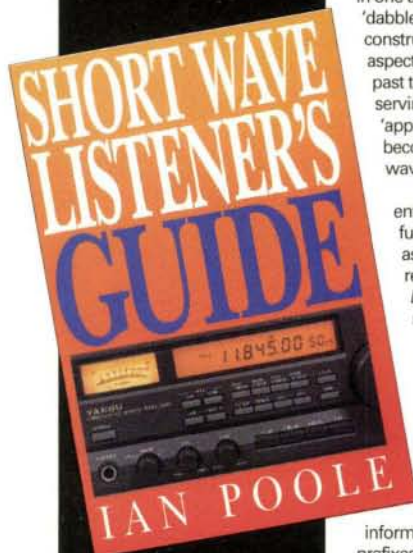

## The Novice Radio Amateurs Examination Handbook £4.95

Several of Babani's little publications stand out from the rest - and this little paperback certainly does! Not only does it provide in a very modestly priced publication an overview of the Novice Radio Amateurs Examination (NRAE) but also an introduction to the hobby itself, with the necessary syllabus for the NRAE, the theory, circuits, projects, and techniques.

Altogether this little book provides a great deal of information for the potential NRAE candidate, it could also be used as a course book. **Useful, readable and well researched little textbook.**

## Setting Up An Amateur Radio Station £3.95

The Radio Amateur's Examination (RAE) has been rightly criticised for its non-structured approach to preparing the candidate for going 'on the air', particular since the advent of the excellent Novice Licence scheme and the associated well structured preparatory approach of the NRAE. But this little publication goes a long way towards making up for the RAE's shortfalls (I've passed the RAE - what next?) by helping any successful recent RAE candidate to do what the title says: "Setting Up An Amateur Radio Station" - in an orderly and efficient fashion, benefiting from the author's experience. A very useful little book - with many useful hints and tips. **Useful Reference Book.**



Telephone  
(01202) 659930

OR USE THE ORDER FORM ON PAGE 82  
Please note: Cash not accepted with mail orders.



ICOM

# IC-756

*Last few available at an unbeatable price from Haydon Communications and selected dealers*

## Features include:

- Excellent SSB transmit signals that analog simply cannot compete with.
- CW Reverse mode flips carrier point from USB to LSB.
- Digital noise-reduction at demodulation stage gives crystal clear signals, for today's DX'er.
- 100 watts output power from MOS-FET finals.
- Newly developed mixer-less PLL to improve DDS system.
- 1Hz tuning, 3 grade selectivity, high performance Rx and much more!



- **Peter Hart G3SJX** (The following quotes come from May '97 issue of RadCom)
- "Transmit quality reports were good with plenty of punch on SSB"
- "I grew to like the radio very much"
- "The IC-756 is a really excellent performer, having all the features of a top-end radio"

*the best  
transceiver  
for ages...  
both young  
and old*

Icom (UK) Ltd. Sea Street Herne Bay Kent CT6 8LD. Telephone: 01227 741741. Fax: 01227 741742.  
internet: <http://www.icomuk.co.uk> e-mail: [icomsales@icomuk.co.uk](mailto:icomsales@icomuk.co.uk)

**Count on us!**



## MOONRAKER DUAL & TRI BAND ANTENNAS

<b>TRI BANDER WITH RADIALS</b> 2 MTRS 5.2 DB 70 CMS 7 DB 6MTRS 2.6 DB <b>£64.95</b> 1805mm long ADD £6.00 P&P	<b>DUAL BANDER WITH RADIALS</b> 2 MTRS 3.5 DB 70 CMS 6.2 DB <b>£34.95</b> 1505mm long ADD £6.00 P&P	<b>SUPER GAINER DUAL BAND WITH RADIALS</b> 2 MTRS 5 DB 70 CMS 7.5 DB <b>£49.95</b> 1805mm long ADD £6.00 P&P	<b>MICRO MAG SUPER STRONG</b> 2 MTRS 70 CMS <b>£13.95</b> ADD £6.00 P&P	<b>MR777 2 MTRS</b> 2.8 DB 70 CMS 4.8 DB 3/8 FITTING <b>£16.95</b> 1505mm long ADD £6.00 P&P	<b>MR777 2 MTRS</b> 2.8 DB 70 CMS 4.8 DB PL259 FITTING <b>£18.95</b> 1505mm long ADD £6.00 P&P
--	--	---	---	---	---

**Base Antennas Supplied Complete with mounting brackets and fittings**

<b>MR700 DUAL BAND 2MTRS 70 CMS PL259 FITTING</b> <b>£9.95</b> 500mm long ADD £6.00 P&P	<b>MR700 DUAL BAND 2MTRS 70 CMS 3/8 FITTING</b> <b>£6.99</b> 500mm long ADD £6.00 P&P
--	--

MOONRAKER (UK) LTD. UNIT 12, CRANFIELD ROAD UNITS, CRANFIELD ROAD, WOBURN SANDS, BUCKS MK17 8UR.  
 TEL: (01908) 281705. FAX: (01908) 281706.

# HAM RADIO

23rd International Amateur Radio Exhibition

in association with the 49th DARC Lake Constance Meeting

## 25.-27.6.1998

Friedrichshafen (Exhibition Center)

Thursday – Saturday 9 a.m. – 6 p.m.

Europe's leading amateur radio event. Presenting the best and the latest from the world of radio, electronics and CB technology. HAM RADIO '98 – a real experience.



## New Publications from the RSGB


### The RSGB Yearbook

1998 Edition

Edited by Brett Rider, G4FLQ

This new edition of the ever-popular RSGB Call Book and Information Directory has been further enhanced with the inclusion of even more information on amateur radio than ever before!

This year you will find a trade listing, giving details of all the regular advertisers in RadCom, as well as the complete UK callsign listing. Over 100 pages of associated amateur radio information - an essential guide to keep close to hand in your shack.



Price: **£13.95** plus £1.25 P&P

### The VHF/UHF Handbook

Edited by Dick Biddulph, G8DPS

This guide to the theory and practice of amateur radio reception and transmission on the VHF and UHF bands gives the reader the background to such essential topics as antennas, EMC, propagation, receivers and transmitters, together with constructional details for many items of equipment. As most amateurs today use commercial transceivers, the emphasis is on accessories and add-ons which are relatively simple to build. Specialized modes such as data and television are also covered, making this handbook one of the most complete guides around.

This new edition is the successor to the RSGB VHF/UHF Manual.

Don't be without it if you're a VHF/UHF radio operator.

Price: **£18.80** plus £1.25 P&P

### Your First Amateur Station

By Colin Redwood, G6MXL

The second book in the RSGB 'Pocket Guide' series, this book has been written to help the newly-licensed radio amateur move on to the next stage - setting up his or her very own radio shack. So many new licensees have asked the question "What do I do now?" that we decided to publish this guide to help all new amateurs through those early uncertain days.

Price: **£5.85** plus £1.25 P&P



To order any of the above books, or for a complete list of RSGB publications, contact the RSGB Sales Office on tel: 01707 660888; fax: 01707 645105; or E-mail: [sales@rsgb.org.uk](mailto:sales@rsgb.org.uk)

### RSGB CallSeeker '98 CD-ROM

Complete 1998 UK callsign listing

The first RSGB callsign listing on CD-ROM is available as a companion product to the 1998 Yearbook!

#### System requirements:

- 486 or higher processor and a CD-ROM drive
- VGA or high resolution screen supported by Microsoft Windows
- 10 - 15MB spare hard disk space
- Windows 95 or later with 8MB of RAM (16MB recommended) or Windows NT Workstation version 3.51 or later with 16MB of RAM (24MB recommended)



Price: **£13.95** plus £1.25 P&P



Radio Society of Great Britain

Lambda House, Cranborne Road, Potters Bar, Herts EN6 3JE ☎ 01707 659015

<http://www.rsgb.org>



**This month the Rev. George Dobbs G3RJV says "an audio brick will do the trick" when you're looking for a suitable amplifier for your receiver project - together with an appropriate quote of course!**


# Carrying on the Practical Way

I'm grateful to *PW* reader Dr. Simon Newstead G7UEQ for sending me the full text of the "what are the wild waves saying" quotation used by Igranic for their plug-in receiver coils. He sent it to me on a photocopied page from the book *Those Radio Times*.

Beneath the quotation is a photograph of a 'wireless stall' at a church fete in 1922. A placard above the stall says "What are the wild wireless

waves saying? Listen in for 3d" I do not know the book but the page I have seen will encourage me to find a copy.

Listening to the Marconi Company station 2LO on headphones in the middle of a church



**Fig. 2: An amplifier project using the TBA820M (see text).**

and yet yield a useful output. Quite often the equipment may be used in a noisy environment so at least 1W of audio output is required.

The SGS TBA820M is an audio amplifier chip that I've used with some success for radio equipment where small size and modest current are required. It's a monolithic audio amplifier in an 8 pin dual-in-line package with several useful

characteristics. The final nail in the coffin lid of the receiver is a 2-inch diameter loudspeaker. It's simply amazing how much better the most modest of receivers will perform with a decent loudspeaker fed by an adequate audio amplifier.

There are many suitable circuits and audio chips about to give the 'wild waves' a better chance. In this article I want to offer a couple of suggestions for better audio stages for a receiver.

## Portable Equipment

Portable equipment has rather a different design criteria from fixed station equipment. By its very nature, portable equipment needs greater power supply economy - the operator has to carry the power.

Ideally an audio amplifier chip for portable equipment ought to have low standby current

characteristics.

The i.c. is capable of operation over a wide range of voltages, from 3 to 16V. It will yield 1.2W of output at 9V to an 8Ω load and 2W of output to an 8Ω load at 12V. The quiescent drain current is low, in the order of 4 to 12mA and it requires few external components.

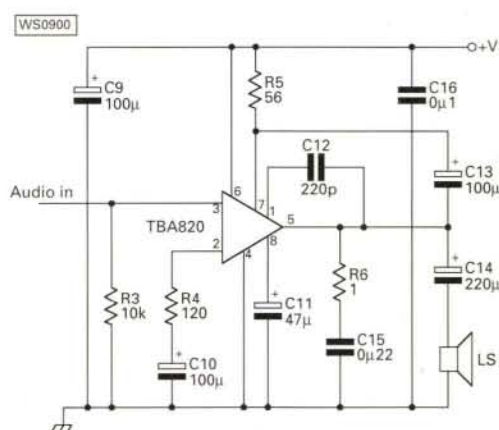
The circuit diagram in **Fig. 1** shows an audio power amplifier using the TBA820M. This circuit is based on the manufacturer's data and I have found these values to work very well. The component count is somewhat more than the more common LM386 but the output and the quality are both better.

The input pin (3) requires a direct resistance to the 0V rail, which could be the volume control but if the amplifier is capacitively coupled the fixed resistance must be included. Pin 2 controls the gain.

A resistance in the range 220 to 820Ω seems to work well in R4's position. The capacitor on pin 8 could be omitted if space is at a premium. However this capacitor is for ripple rejection and certainly improves the amplifier. The 220pF between pins 1 and 5 is for frequency compensation.

**"What are the wild waves saying  
Sister, the whole day long,  
That ever amid our playing,  
I hear but their low lone song?"**

Joseph Edwards Carpenter



**Fig. 1: Circuit diagram using the TBA820M i.c. (see text).**



## The Prototype

The prototype shown in the photograph, **Fig. 2**, is a TBA820 amplifier built on a p.c.b. It was once part of a home-built transceiver and was removed when the project was pulled apart.

In the photograph, the amplifier is shown mounted on a p.c.b. material base and front panel. The volume control (10k $\Omega$

log potentiometer) also forms the load on pin 3.

It would be quite easy to duplicate this circuit on 'perfboard' material or in ugly construction on a piece of scrap p.c.b. material. The layout is not critical but long leads are best avoided as are an unshielded input and output leads.

The amplifier requires a decent sized loudspeaker to use it to advantage. In portable operation I tend to use an external speaker. I hope the *PW* staff sends the prototype board back to me quickly, as I feel sure it will find its way into other projects!

## Fixed Station Use

Building an audio amplifier for fixed station use is a somewhat different undertaking. A bench power supply unit will be available with greater power capacity and the amplifier can be run into a much larger loudspeaker.

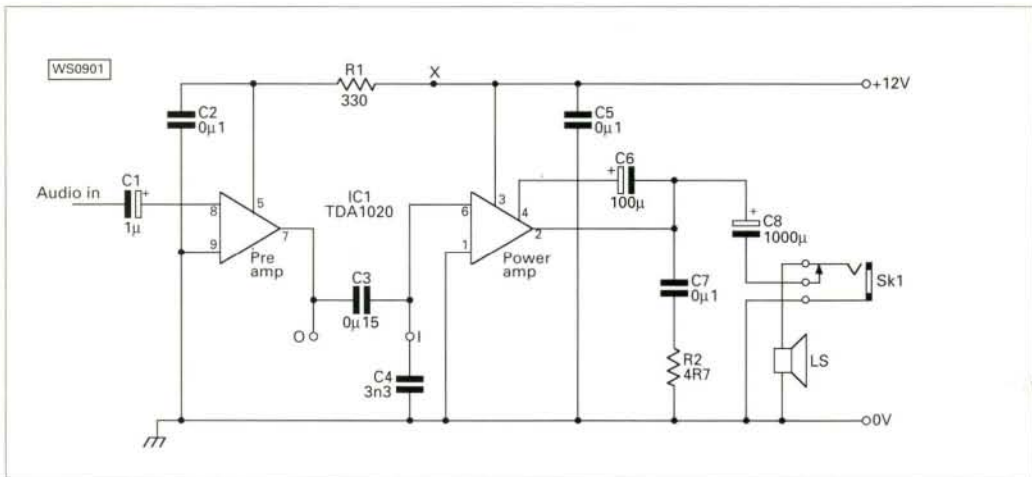
There's also an advantage to be gained in using an amplifier that's capable of more power output than will ever be required. An under-run audio amplifier will produce much less distortion and better ripple rejection.

I've found that the TDA2003V/H audio amplifier chip is a good contender and I have used it in several applications. Although it has a cooling tab, a heatsink is not required at the sort of power required in our applications.

The in-car entertainment industry provides several other options. More recently my choice has been the Philips TDA1020 chip. A relatively new device.

The TDA1020 is a monolithic 12W audio amplifier in a 9 pin single-in-line package designed for car radio amplifiers. At a supply of 14V the amplifier can deliver 6W into a 4 $\Omega$  load at 1% distortion.

Frequency limiting to avoid interference from car ignition systems is built in and the TDA1020 has short circuit and thermal overload protection. The output can be shorted to ground and the chip will not fail. It will work down to 6V and includes a 'load dump' facility which protects the device should the voltage rise about 18V.



**Fig. 3: Circuit diagram of an amplifier using the recently introduced TDA1020 i.c.**

The greatest advantage for our sort of application is that the pre-amplifier and the power amplifier are separate. The output from the pre-amplifier and the input to the power amplifier both come out on pins.

The input impedance to the preamplifier and the power amplifier are both in the order of 40k $\Omega$  and the output impedance of the pre-amplifier is somewhat over 2k $\Omega$ . This means that the gain control could be placed between the pre-amplifier and power amplifier. What's more important is that audio tailoring or filtering circuits could also be added between the two sections.

## Using The TDA1020

The circuit diagram in **Fig. 3**, shows a typical audio power amplifier using the TDA1020. The circuit shows that very few external parts are required. Pins 7 and 6 are the connections between the pre-amplifier output and the power amplifier input.

The amplifier can also be run in stand-by mode by making a break at point **X** in the circuit. With this point open the amplifier only draws about 1mA.

The prototype amplifier shown in the


photograph, **Fig. 4**, is built on Veroboard. It lays out very well in this medium. The only slight quirk is that **the decoupling capacitor is mounted under the board.**

I connected the prototype board to a heatsink - the front of the 'L' shaped enclosure, but it never got warm in all applications I tested it in! I included p.c.b.

pins alongside pins 6 and 7 to facilitate additions between the stages.

So far my tests show the TDA 1020 to be an excellent audio amplifier chip for fixed station work. The voltage gain is plenty: 30dB in the preamplifier and 47dB in the power amplifier.

The TDA1020 produces lovely sound into a large loudspeaker. The quiescent current is around 30mA and I think you may see this chip in further 'RJV' projects! And perhaps some of yours too?



**Fig. 4: The G3RJV prototype amplifier using the TDA1020 i.c. (note the heatsink 'tab' is bolted to the 'chassis', which is formed from a section of aluminium angle extrusion).**



# HAYDON COMMUNICATIONS

**MAIL ORDER: 0181-951 5781/2**
**London showroom & Mail Order**

132 High St. Edgware, Middx HA8 7EL.

Tel: 0181-951 5781/2. Fax: 0181-951 5782

Open Mon-Fri 9.30-5.30pm. Sat 9.30-2pm

**W. Midlands showroom**

Unit 1, Canal View Ind. Est., Brierley Hill, W. Mids.

Tel: 01384 481681

Open Mon-Fri 9.30-5pm. Sat 9.30-2pm

**NEXT WORKING DAY DELIVERY £10**


## YAESU



### G-450XL

Heavy duty HF, VHF antenna rotator.

NOW IN STOCK

**£289.00** FREE P&P

FT-847	HF 6-2m, 70cm tcvr.....	£Phone
FT-1000MP (AC)	HF transceiver.....	£Phone
FT-1000MP (DC)	HF transceiver.....	£Phone
FT-920	With free FM unit & AM filter.....	£Phone
FT-840	HF transceiver.....	£Phone
SP-8	Base speaker.....	£139.00
MD-100A8X	Base microphone.....	£109.00
FT-290R	2m all mode mobile.....	£Phone
FT-8100R	2m + 70cm mobile.....	£Phone
FT-50R	2m + 70cm handheld.....	£Phone
VX-1R	Miniature 2m + 70cm handheld.....	£Phone

## ICOM



### IC-756

The ultimate HF + 6m transceiver.

**ONLY £1495.00**

Still our best seller and the connoisseur's choice, our bulk purchasing power means the IC-756 is now available at an unbeatable price.

IC-775	Flagship HF transceiver.....	£Phone
IC-746	HF + 6 + 2m transceiver.....	£Unprintable
IC-706 MkII	HF + 6 + 2m transceiver with free DSP unit.....	£Phone
IC-706	HF + 6 + 2m transceiver.....	£699.00
IC-821	2m + 70cm base (all mode).....	£Phone
IC-207	Dualband mobile.....	£Phone
AT-180	Auto ATU.....	£319.95
SP-21	Base station loudspeaker.....	£65.00
SM-20	Base microphone.....	£120.00

## SCANNERS



### YUPITERU

#### MVT-7100EU

The UK's best selling handheld scanner. Covers 0.1-1650MHz (all mode).

 Include nicads, charger, DC lead + antenna. **ONLY £219.95**

MVT-9000	Handheld scanner.....	£319.95
IC-R10	Handheld scanner.....	£259.00
AR-8000	Handheld scanner.....	£295.00
DJX-10	Handheld scanner.....	£299.00
AX-400	Miniature scanner.....	£225.00
Soft case for AR-8000	.....	£17.95
Soft case for 7100/9000	.....	£19.99
UK Scan Directory 6th edition	.....	£18.50
BC-9000XLT	Base scanner.....	£249.00
AR-3000A	Base scanner.....	£695.00
AR-5000	Base scanner.....	£1299.00
IC-8500	Base scanner.....	£Phone

## KENWOOD



### TM-G707

New dual-band mobile with detachable head and optional wideband receive. Fitted with CTCSS. RRP £349.00.

**SPECIAL OFFER £CENSORED**

TS-870S	HF transceiver.....	£1699.00
TS-570D	HF transceiver.....	£1099.95
TM-V7E	2m + 70cm mobile.....	£495.00
TH-G71	2m/70cm hand-held.....	£239.95
TH-235E	2m handheld.....	£149.95
HS-5	Deluxe headphones.....	£52.95
HS-6	Small headphones.....	£35.95
LF-30A	Low pass filter.....	£45.95
HMC-3	Box headset.....	£52.95
EMC-1	Clip mic-earphone.....	£24.95
WR-2	Waterproof bag.....	£13.95

## ALINCO



### DR-140

2m 50W FM mobile.

RRP £219.00.

## ALINCO SALE NOW ON

DX-70TH	HF + 6m (high power).....	£775.00
DR-M06	6m mobile (20W).....	£249.00
DR-605	Dualband mobile.....	£399.00
DR-430	70cm mobile.....	£259.00
DR-140	2m mobile (50W).....	£219.00
DJ-G5	2m + 70cm handheld.....	£269.00
DJ-190	2m handheld.....	£149.00
DJ-S41	70cm handheld.....	£99.00
DJ-S11	2m handheld.....	£89.00
DJ-C1	2m handheld.....	£129.00
DJ-C4	70cm handheld.....	£129.00

## COMMUNICATION RECEIVERS



### YAESU FRG-100

Award winning

communications receiver covers 50Hz-30MHz (all mode).

**OUR PRICE £429.99**

+ FREE Yaesu PSU worth £45

AR-7030	Communications receiver.....	£695.00
PCR-1000	PC controlled communications receiver.....	£PHONE
HF-3	Communications receiver.....	£159.00
HF-3M	As above plus WEFAX decoder.....	£199.00
SW-100E	Sony S/W portable.....	£149.95
SW-55E	Sony S/W portable.....	£235.00
R-861	Portable S/W + RDS.....	£169.00
RC-828	S/W portable + cassette.....	£199.95

## A SMALL SELECTION OF OUR QUALITY USED EQUIPMENT

TS-690S	HF + 6m tcvr.....	£699.95	FT-290RII	Ex-demo.....	£399.95	AR5000	Immaculate.....	£1099.95
TS-711E	2m all mode base.....	£549.95	AT-50	Auto ATU.....	£179.95	IC-8500	As new.....	£1099.95
TS-850SAT	VGC.....	£899.95	DR-430	70cm mobile.....	£149.95	HF-150	VGC.....	£249.95
IC-706 MkI	VGC.....	£599.95	DR-M06	6m mobile.....	£169.95	NRD-525G	Immaculate.....	£449.95
IC-706 MkII	Immaculate.....	£749.95	DR-130	2m mobile.....	£149.95	IC-R7100	Communications receiver.....	£649.95
FT-920	As new.....	£999.95	DJ-G5E	As new.....	£199.95	FRG-7700	VGC.....	£229.95
FT-650	HF (28-30) + 6m.....	£499.95	TH-79E	As new.....	£179.95	AR3000	As new.....	£549.95
FT-990DC	VGC.....	£899.95	P-2512	30 amp PSU.....	£59.95	Opto Scout	VGC.....	£199.95



# HAYDON COMMUNICATIONS

**MAIL ORDER: 0181-951 5781/2**
**London showroom & Mail Order**
**132 High St. Edgware, Middx HA8 7EL.**
**Tel: 0181-951 5781/2. Fax: 0181-951 5782**
**Open Mon-Fri 9.30-5.30pm. Sat 9.30-2pm**

**W. Midlands showroom**
**Unit 1, Canal View Ind. Est., Brierley Hill, W. Mids.**
**Tel: 01384 481681**
**Open Mon-Fri 9.30-5pm. Sat 9.30-2pm**

**BASE COLINEARS**
**P&P £8.50**

TSB-3301 GF	144/70, 6.5/9dB (3m)	£69.95
TSB-3302 GF	144/70, 4.5/7.2dB (1.7m)	£54.95
TSB-3303 GF	144/70, 3/6dB (1.1m)	£39.95
TSB-3315 GF	144/70, 8.5/11dB (5.4m)	£149.95
TSB-3608 GF	50/144/70, 2.15/6.2/8.4dBi gain	£79.95

**ACCESSORIES** P&P £2.00 on the following

TSA-6001N	Duplexer (+Coax) 2/70 (N/N259)	£24.95
TSA-6003	Duplexer (Coax) 2/70 (PL/259's)	£19.95
CFX-514	Triplexer (6/2/70) (Coax)	£56.95

**MOBILE ANTENNAS** £6.50 delivery

TSM-1612	6/2/70 (2.15/6/8.4dB) 2.1M	£54.95
DB-7900	144/70 cms, (5/7.6dB) 1.5m	£29.99
DB-770M	144/70 cms, (3/5.5dB) 1m	£24.95
DB-1304	144/70 cms, (2.15/3.8dB) .41cms	£19.95
DB-EL2E	144MHz, 1/4ths, 4.5dB (1.8m)	£29.95
DB-285	144MHz, 1/4ths, 3.4dB (1.3m)	£15.95
PL-6M	50MHz 1/4 wave (1m)	£16.95

**ACCESSORIES** P&P £2.50 on the following

MT-1301	H/Duty Mag Mnt + Coax	Top Quality £24.95
MT-3302	H/Duty Hatch/Trunk Mnt.	Top Quality £24.95
CF-BPF2	2m band pass filter	£49.95
Q-Tek	6m band pass filter	£42.95

**Q-TEK ANTENNAS** P&P £8.50

**Q-TEK ZL SPECIALS**

2m	5ele (boom 45"/9dBd)	£36.95
2m	7ele (boom 60"/11dBd)	£45.95
2m	12ele (boom 126"/13.8dBd)	£69.95
70cm	7ele (boom 28"/11dBd)	£24.95
70cm	12ele (boom 48"/13.8dBd)	£44.95

**Q-TEK YAGIS FOR 2/4/6m + 70cm**

2m	5ele (boom 63"/9dBd)	£36.95
2m	8ele (boom 125"/11dBd)	£46.95
2m	11ele (boom 186"/12.7dBd)	£65.95
2m	5ele crossed (boom 64"/9dBd)	£69.95
2m	8ele crossed (boom 126"/11dBd)	£85.95
4m	3ele (boom 45"/7dBd)	£39.95
4m	5ele (boom 128"/9dBd)	£59.95
6m	3ele (boom 72"/7dBd)	£49.95
6m	5ele (boom 142"/9dBd)	£69.95
70cm	13ele (boom 76"/12dBd)	£36.95
70cm	13ele crossed (boom 83"/12dBd)	£55.95

**Q-TEK HB9-CV**

70cm	HB9CV (boom 12")	£16.95
2mtr	HB9CV (boom 20")	£19.95
4mtr	HB9CV (boom 22.5")	£29.95
6mtr	HB9CV (boom 32.5")	£36.95
10mtr	HB9CV (boom 52")	£65.95

**NEW HF MOBILE WHIPS (PL-259)**

Easy to mount HF mobile whips ready to go with PL-259 fitting.

PL-80	80m whip (approx 1.5m long)	£21.95
PL-40	40m whip (approx 1.5m long)	£19.95
PL-20	20m whip (approx 1.5m long)	£19.95
PL-6m	6m whip (approx 1.2m long)	£16.95

**END FED HALF WAVES** Ground plane free

4m	Length 92" (SO239)	£39.95
6m	Length 126" (SO239)	£49.95
2m	Length 52" (SO239)	£25.95
70cm	Length 26" (N-type)	£20.95

**NEW HF VERTICAL**
**Q-TEK PENETRATOR**

- ★ 1.8 - 60MHz HF vertical
- ★ 15 foot high
- ★ No ATU or ground radials required

ONLY £150.00 delivery £10

**D-308B BLACK DELUXE DESK MIC**

(with up/down). Super quality. (Supplied with

8 pin pre-wired Yaesu lead) £49.95 P&amp;P £5.00


**OPTIONAL LEADS (P&P £1.50)**

A-08	8 pin "Alinco" round	£9.95
K-08	8 pin "Kenwood" round	£9.95
I-08	8 pin "Icom" round	£9.95
AM-08	Modular phone "Alinco"	£9.95
YM-08	Modular phone "Yaesu"	£9.95

**U-120 headset**

A high quality headset that will fit hand portable + most HF &amp; VHF/UHF tcvrs via optional interface.

£24.95 P&amp;P £3.50

Supplied with two pin molded plug-will fit

Alinco/Yaesu/Standard/ADI/Icom hand holds).

Optional leads (P&amp;P £1.50).

F-3035	8 pin "Standard" round	£16.95
F-303Y	8 pin "Yaesu" round	£16.95
F-303K	8 pin "Kenwood" round	£16.95
F-303I	8 pin "Icom" round	£16.95
F-303YP	Modular "Yaesu" phone	£16.95
F-303KP	Modular "Kenwood" phone	£16.95
F-303IP	Modular "Icom" phone	£16.95

**DELUXE G5RV**

Multi-stranded plastic coated heavy duty antenna wire. All parts reusable. Stainless steel and galvanised fittings. Full size - 102ft.



Only £39.95

Half size 51ft. Only £34.95 Carriage £6.00.

**STANDARD G5RV**

Full size	102ft	£24.00 P&P £6
Half size	51ft	£21.00 P&P £6

**NEW Q-TEK INDUCTORS** 80mtr inductors.

Add them to your 1/2 size G5RV and convert it to a full size.

(New length only 69 feet total). £22.95 P&amp;P £2

**\*\*\*\*\*STAR BUY\*\*\*\*\***
**★SERENE TSB-3301**

- ★ 2m + 70cm base colinear
- ★ Glass fibre construction
- ★ 6.5 + 9dB gain
- ★ Length 3.07m
- ★ PL-259 fitting

£69.95

ONE MONTH ONLY

£49.95

**NEW PRODUCT**
**Q-TEK INTREPID - Half waves**

HF single band end fed wire antenna - "requires no ATU". (1kW).

ITP-80	80m version (40.7m)	£69.95 P&P £6
ITP-40	40m version (20.3m)	£59.95 P&P £6
ITP-30	30m version (14.25m)	£49.95 P&P £6
ITP-20	20m version (10.1m)	£49.95 P&P £6
ITP-17	17m version (7.8m)	£49.95 P&P £6
ITP-15	15, version (6.7m)	£49.95 P&P £6
ITP-12	12m version (5.9m)	£49.95 P&P £6
ITP-10	10m version (5m)	£49.95 P&P £6

**CUSHCRAFT**

R-7000	40-10m vertical	£319.95
R-5	20-10m vertical	£229.95
A-3s	14, 21, 28MHz 3ele beam	£319.95
AV5	80-10m vertical	£149.95

**TELESCOPIC MASTS**

5 section telescopic masts. Starting at 2 1/4" in diameter and finishing with a top section of 1 1/4" diameter we offer a 8 metre and a 12 metre version. Each mast is supplied with guy rings and stainless steel pins for locking the sections when erected. The closed height of the 8 metre mast is just 5 feet and the 12 metre version at 10 feet. All sections are extruded aluminium tube with a 16 gauge wall thickness.

8 mtrs £69.95 12 mtrs £99.95 Carriage £10.00

Free standing tripod for the above masts £84.95 P&amp;P £10

**GUY WIRE KITS** P&P £6

Standard kits (complete with wire)	£22.95
Heavy duty kits (complete with wire)	£25.95

**MAST HEAD PULLEY** Easy to fit pulley with mast clamp (up to 2"). £7.50 P&P £1.50

**SECTIONAL MASTS** Carriage £8.50

4 x 5 foot aluminium sections each swaged at one end.

1 1/4" dia	£19.95
1 1/2" dia	£29.95
1 3/4" dia	£36.95
2" dia	£45.95

**WALL BRACKETS + MAST BASE PLATES**

2"	Mast base plate	£12.00 P&P £6
6"	Stand off	£6.95 P&P £5
9"	Stand off	£8.95 P&P £5
12"	T&K Brackets	£12.00 P&P £8
18"	T&K Brackets	£18.00 P&P £8
24"	T&K Brackets	£20.00 P&P £8

**NEW Q-TEK WINCHES**

SEND S.A.E. FOR SPECIFICATION SHEET

**COPPER ANTENNA WIRE** (All 50mtr rolls)

Enamelled	£9.95 P&P £5
Hard drawn	£12.00 P&P £5
Multi-Stranded (Grey PVC)	£8.95 P&P £5
Extra H/duty (Clear coated)	£20.00 P&P £5
Flexweave (H/duty)	£30.00 P&P £5
Flexweave H/duty (20 mtrs)	£12.00 P&P £5
Flexweave (PVC coated 20 mtrs)	£16.00 P&P £5



# AS A PREMIER INDEPENDENT UK AMATEUR RADIO DEALER,

the secret of our success lies in our massive buying power which has given us the best possible deals from the manufacturers. These we then pass on to you, the customer. Even though we have two shops we have always kept our overheads to the minimum enabling us to give our customers the lowest UK price. We pride ourselves on our first class advice, sales and service. If you are one of the hundreds of existing customers that already deal with us then you'll already know this. If you are not, then why not give us a call and find out for yourself.

## NISSEI METERS



### NISSEI METERS

RS-102	1.8-150MHz (200W)	£59.95 p&p £5
RS-402	125-525MHz (200W)	£59.95 p&p £5
RS-101	1.8-60MHz (3kW)	£79.95 p&p £5
RS-502	1.8-525MHz (200W)	£99.95 p&p £5
RS-40	144/430MHz Pocket PWR/SWR Meter (60W) (SO239)	£34.95 p&p £1
RS-40N	As above with N-type	£39.95 p&p £1

**DL-60** ★ Dummy load ★ DC-500MHz ★ 60W max  
★ PL-259 fitting **£16.99** P&P £1

THE IDEAL SHACK ACCESSORY

## NOW IN STOCK



### GARMIN GPS-III

Latest UK version complete with moving map of UK & Europe.  
**£449.**

OUR PRICE **£339.00**

## HF ACCESSORIES



### P-2512 'M'

25-30 amp power supply with variable volts (3-15). Dual meters (Volts + amps). The UK's best selling power supply. Most of our competitors are

selling the 20A versions for the same price.

RRP **£99.95**. OUR PRICE

**£89.95**

CE Approved

P-1012	12 amp PSU	£49.95
PS-200	Portable PSU	£46.95



### VECTRONICS VC-300DLP

UK's most popular 300W ATU with built-in dummy load.

SPECIAL OFFER

MFJ-949 Special offer **£129.95** **£139.95**



### SGC-230

Superb ATU will work with any HF transceiver. **£349.**

SALE **£289.00**



### MFJ-259

HF digital SWR analyser + 1.8-170MHz counter/resistance meter.

RRP **£225.00** P&P £5

Next working day delivery **£10**

## HANDHELD ACCESSORIES



### Nissei EP-300T

Over the ear earpiece with lapel mic & PTT. Fits Kenwood, Alinco, Yaesu or Icom

**£22.95** P & P £1

(Please specify brand of radio when ordering)

This Ear/Mic comes with an "over the ear" earpiece as EP-300 MS-107 FIST MICROPHONE **£16.95**

### T-2602

2m/70cm/23cm (2/3/5.5dB) flexible antenna with wideband receive (14" long BNC).

OUR PRICE **£22.95** P&P £1

### DB-770H

High gain 2m + 70cm telescopic antenna with wideband receive.

OUR PRICE **£24.95** P&P £1



### NB-30W

2M FM handheld amplifier 2-5W input. 30W output (for 5W ip). Turn your handheld into a mobile for under £50

RRP **£49.95** P&P £2



### POLICE STYLE HOLSTER HHC-2

Matches all hand helds. Can be worn on the belt or attached to the quick release body holster.

**£19.95** +P&P £1

Waterproof case for handheld

**£00.00** P&P £1



### EP-300

Deluxe over the ear earpiece.

**£9.95** + P&P £1



### QS-200

Mounts on the air vent grille on a car dashboard to allow easy and safe operation of most handhelds.

**£9.95** P&P £2

QS-300

Deskstand **£19.95**



### QS-300

A fully adjustable desk top stand for use with all handhelds. Fitted coaxial fly (FAI) with BNC & SO239 connectors

OUR PRICE **£19.95** P&P £2

## COAX SWITCHES (P&P £2.50)

CX-401	4 way (SO-239)	£49.95
CX-401 'N'	4 way (N TYPE)	£54.95
CX-201	2 way (SO-239)	£18.95
CX-201 'N'	2 way (N-type)	£24.95



## S.W. PORTABLES

### SONY SW-100E

Award winning miniature portable SW receiver. Its performance is brilliant for its size. The best shortwave receiver for under £250.



RRP **£220**. SALE PRICE **£149.95**



### SONY SW-55E

Superb quality portable SW receiver with 125 presets. 100Hz step tuning for shortwave. Includes compact antenna, stereo headphones and carry case. RRP **£299.95**.

SALE PRICE **£235.00**



### ROBERTS R-861

Portable SW receiver with SSB and RDS. RRP **£199.95**

OUR PRICE **£169.00**



### ROBERTS RC-828

Portable all mode SW receiver with built-in cassette recorder.

OUR PRICE

**£199.95**

## OPTOELECTRONICS



### TECHTOYZ

### MICRO COUNTER

Optoelectronics are ready to pioneer the market by proudly introducing the latest in technology for frequency counter, the Techtoyz Micro counter. It is the smallest frequency counter in the world with a frequency coverage of 10MHz-2GHz. The AA alkaline battery which powers the counter acts as the antenna, so no external antenna is needed.

INTRO PRICE **£89.95**

TNC-100 Optional antenna **£6.95**



### OPTO SCOUT 3.1-Mk2

Latest mini frequency finder from Optoelectronics. It will capture and memorise up to 400 frequencies that can be recalled directly into the AR-8000. Supplied with ant, nicads and fast charger. RRP **£399.**

SALE PRICE **£349.95**

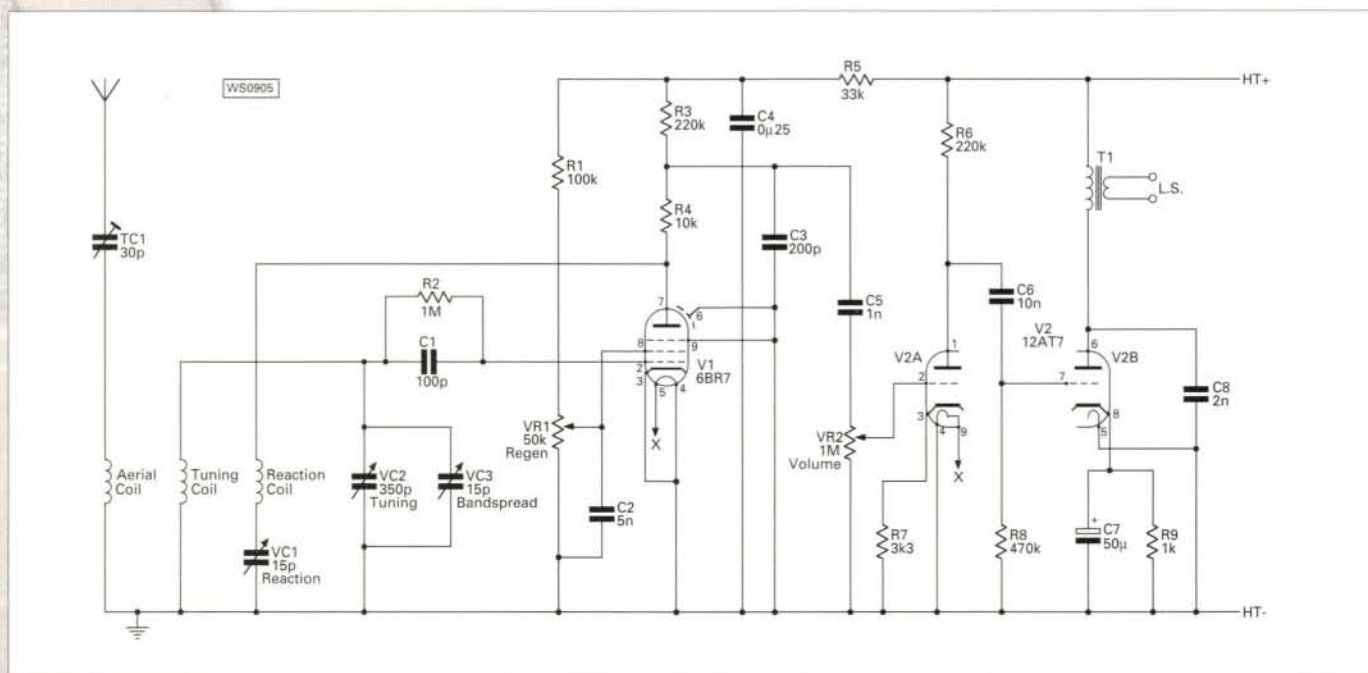
Opto Cub	Our price	<b>£99.95</b>
Opto Xplorer	Our price	<b>£695.95</b>
Opto Lynx	Our price	<b>£129.95</b>
Micro DTMF decoder	Our price	<b>£89.95</b>
R-11 Interceptor	Our price	<b>£295.95</b>



**Fig. 1: The G3OGR two valve receiver project from a 'blueprint' design originally published in 1966 (see text).**

When the design, the circuit is shown in **Fig. 1**, was first published there were still many Radio Amateurs using amplitude modulation (a.m.). But a.m. has given way to s.s.b. for voice communication in the amateur bands below 28MHz. The only place where you might still find the odd

You should have no problem in obtaining components or a 12AT7 valve. The European equivalent of this valve - the ECC81 - was used in valved television sets so try asking





anyone who has a junk box before buying new.

In contrast, the 6BR7 is not particularly common but it is available from regular *PW* advertiser **Langrex Supplies**. It's actually a low-noise pentode intended for use in the early stages of high-gain audio amplifiers.

There's only one direct equivalent for the 6BR7 as far as I know, and this is the 8D5. The EF80 r.f. pentode, another favourite of TV set designers, is pin-compatible with the 6BR7 although its characteristics are significantly different. But, if you have one, by all means try it. The same applies to the EF184.

The output transformer, T1, might well be one of your biggest problems. It ought to have a ratio of 40:1 or more for best results, that's assuming an 8 $\Omega$  loudspeaker.

New valve output transformers are available but can be a little expensive. One source is **Savoy Hill Publications** - see the classified advertisements at the back of *PW*.

The audio output transformers that were fitted in valved TV sets would work well in this receiver. You could also try a scrap television field (frame) output transformer. The turns ratio might not be correct but at least it would be free.

Another alternative would be to use a small mains transformer as the output transformer. Try one with a 240V primary and a 3 or 6V secondary rated at 6VA or more.

Unfortunately, there is a risk that any d.c. flowing in the primary will lower the primary inductance and cause distortion. However, the current passing through V2B is too low for this to be much of a problem.

## Power Supply

The original power supply is shown in **Fig. 2**. However, any p.s.u. capable of delivering 200-300V at 10mA, plus 6.3V at 0.5A, will work fine.

The near-unobtainable choke, Ch, can be replaced by a 2W resistor. Begin with a value of 10k $\Omega$  and adjust for an h.t. of 250-300V. If you just happen to be knee-deep in surplus television type transformers, you can use the primary winding of either an audio output or field output transformer instead. (**Remember to leave the secondary open circuit**). Only use real metal rectifiers for MR1 and MR2 if you want authenticity. In all other cases they should be replaced by 1N4007 silicon rectifiers.

The mains transformer, T2, would ideally be a surplus type salvaged from some old valve equipment. Failing that, **Maplin** stock a rather generously rated h.t. (with heater winding) transformer, stock code XP27E.

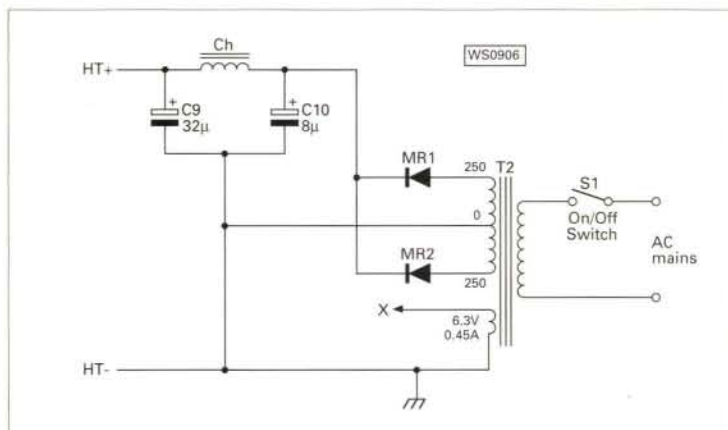
But if you already have a 6V transformer for the valve heaters - even a 3VA type will do - then Maplin's 12VA mains isolation transformer, stock code LW33L, would be a cheaper alternative.

Any transformer that has a single h.t. winding - like the two Maplin types I've mentioned - will need four 1N4007 rectifiers wired in a bridge configuration to give full-wave rectification. However, the h.t. current requirement is so low you can easily get away with half-wave rectification using just one 1N4007. **But remember, this will double the ripple voltage across C10 and might lead to more hum on the audio.**

Now, this is most important; please put a 1A fuse in series with the on/off switch S1, and put a 100mA time delay type fuse in series with the h.t. secondary. If you use a centre-tapped transformer, as shown in **Fig. 2**, you can put the fuse in series with the 0V tap. But ideally you should use two 100mA fuses, one in series with each rectifier.

Whatever h.t. transformer you use, you are likely to end up with more than the required 250V h.t. This is due to a combination of the poor regulation of small transformers, the low h.t. current required and the incredible efficiency - compared to high vacuum valve and metal rectifiers - of silicon rectifiers.

**If you do find the h.t. is higher than 300V**, put a resistor in series with the choke, Ch. Be prepared to try various values and don't use less than 2W types because of the *Practical Wireless*, June 1998



high working voltage that's required in this part of the circuit.

Fortunately, the other resistors are no problem; 5% tolerance, half-watt metal-film or carbon-film types will be perfectly adequate. For example, Maplin's 'Metal Film 0.6W' range. And you can also happily use a standard carbon potentiometer for variable resistor VR1.

## Choice Of Capacitors

Turning to the choice of capacitors now, both C1 and C3 need to be mica. Again, try Maplin's 'High Stability Silvered Mica' range. Maplin don't stock a 200pF component so use 220pF for C3.

Suitable high-voltage electrolytic capacitors are readily available but you'll probably have to use a 10 $\mu$ F capacitor for C10 and a 47 $\mu$ F capacitor for C9. Neither 8 $\mu$ F nor 32 $\mu$ F are preferred values these days **and for safety, keep to 450V types.**

The value of the cathode bypass capacitor, C7, isn't critical; anything from 47 $\mu$ F upwards will do. And the 6V working voltage isn't a misprint - it only has a few volts across it.

All the remaining capacitors can either be polyester or polypropylene, even paper. And none of the values are critical. The only thing to watch for is their voltage rating; only use capacitors with a working voltage of 400V or more.

And be sure to thoroughly test junk-box capacitors for capacitance and leakage before using them. Very low leakage is particularly important with regard to C5 and C6, the audio coupling capacitors.

## Best Results

To get best results both VC1 and VR1 need careful adjustment. Initially, set TC1 at maximum capacity and VC1 at half to two-thirds closed. Then increase VR1 from zero until oscillation is heard whilst tuning through a transmission. Now back off VC1 until oscillation stops.

I've found that the best way to adjust this type of regenerative detector is to set VR1 for best demodulated audio quality and use VC1 as the reaction control. With strong stations reduce the capacitance of TC1. This will attenuate the input signal and so still allow sufficient regeneration to produce adequate selectivity.

In addition, reducing the capacitance of TC1 will decrease the loading effect of the antenna on the tuned circuit and also help increase selectivity.

Once correctly adjusted VR1 need not be moved unless stations of wildly varying strength are received. Conversely, VC1 needs to be adjusted in sympathy with VC2 so as to maintain the required level of regeneration. Tuning this sort of set is definitely a two-handed job!

Oh dear, no more space. So, cheerio until it's my turn 'in the shop' again. Let me know if you decide to have a go with the 1996 project, and as usual, please send your comments and letters to me either via the *PW* offices, via E-mail to [phil@oldpark.demon.co.uk](mailto:phil@oldpark.demon.co.uk) or direct to: 21 Scotts Green Close, Scotts Green, Dudley, West Midlands DY1 2DX.

PW

**Fig. 2: The original power supply - using metal rectifiers. See text for comments and the advised use of modern silicon rectifiers.**

## Denco Coils

**Denco coils are once again available. For current pricing and availability contact them at: Denco (Clacton) Limited, 259/265 Old Road, Clacton-on-Sea, Essex CO15 3LU. Tel: (01255) 422213. Please remember to enclose an s.a.s.e. when writing.**

PHIL G4JCP TAKES A LOOK AT THE WORK OF A PROLIFIC *PW* AUTHOR FROM DAYS GONE BY



Due to the fast turn around of popular secondhand items, readers should check on availability of advertised stock. In other words...if you spot something you fancy...don't delay or you could miss it!

# Traders

## YOUR GUIDE TO SECOND-HAND EQUIPMENT

### WATERS & STANTON

01702 206835

PLEASE NOTE SECONDHAND ITEMS COME WITH FULL 3 MONTH PARTS & LABOUR GUARANTEE. FOR MORE INFORMATION PHONE 01702-206835 OR FAX 01702-205843

#### HF TRANSCEIVERS

Icom IC-706 x2 Mobile Transceiver with 6m, 2m 12V	£599
Icom IC-725 Base Transceiver 12V	£475
Icom IC-736 Base Transceiver with 6m, ATU Mains	£995
Index QRP Mk.I Base QRP Transceiver 12V	£299
Kenwood TS-120V Base Transceiver 10-80m 10W 12V	£249
Kenwood TS-450S Base Transceiver with Built-in ATU	£899
Kenwood TS-50S Mobile Transceiver 12V	£495
Kenwood TS-530S Base Transceiver Mains	£325
Kenwood TS-850S Base Transceiver with Built-in ATU 12V	£999
Kenwood TS-940SAT Base Transceiver with Built-in ATU	£1049
MFJ MFJ-9020 x2 20m CW QRP Transceiver	£125
MFJ MFJ-9040 40m CW QRP Transceiver	£125
Ten-Tec Scout 555 x2 Mobile Transceiver (80m, 40m, 20m)	£379
Yaesu FT-77S Portable Transceiver 12V 10W	£295

#### VHF/UHF BASE/MOBILE TRANSCEIVER

Alinco DR-130 x2 2m FM Mobile 50W	£189
Alinco DR-M06SX 6m FM Mobile 10W	£189
Yaesu FT-270RH 2m/70cm FM Mobile	£269
Yaesu FT-290R 2m All Mode Portable	£199
Yaesu FT-290R II 2m All Mode Portable with 25W Linear	£325
Yaesu FT-8000R 2m/70cm FM Mobile 50W/35	£249

#### VHF/UHF HAND HELD TRANSCEIVER

Alinco DJ-480 70cm FM H/Hand	£119
Alinco DJ-560 2m/70cm FM H/Hand	£169
Alinco DJ-580 2m/70cm FM H/Hand	£175
Icom IC-24ET 2m/70cm FM H/Hand	£179
Icom IC-2E 2m FM H/Hand	£79
Icom IC-28ET 2m FM H/Hand	£175
Icom IC-32E 2m/70cm FM H/Hand	£199
Icom IC-P4E 70cm FM H/Hand	£169
Icom IC-M11 VHF Marine H/Hand	£219
Icom IC-W2E 2m/70cm FM H/Hand	£199
Icom IC-W21E x2 2m/70cm FM H/Hand	£199
Kenwood TH-26E 2m FM H/Hand	£99
Kenwood TH-28E 2m FM H/Hand	£199
Kenwood TH-78E 2m/70cm FM H/Hand	£225
Standard C-528 2m/70cm FM H/Hand with Rapid Desk Charger	£225
Yaesu FT-41R 70cm FM H/Hand	£79
Yaesu FT-203R 2m FM H/Hand	£79
Yaesu FT-470R 2m/70cm FM H/Hand	£199
Yaesu FT-50R 2m/70cm FM H/Hand with Wide RX	£245

#### SHORTWAVE RECEIVERS

AKD HF-3 Target 12V Base/Mobile Receiver	£135
Drake RSE Base Station Receiver (P/Sale)	£695
Drake RSE Base Station Receiver	£450
Grundig YB-206 Portable Receiver with FM	£69
Grundig YB-500 Portable Receiver with SSB	£139
Icom IC-R70 x2 Base Station Receiver	£449
Icom IC-R71 Base Station Receiver	£499
Icom IC-R72 Base Station Receiver	£549
JRC NRD-345 Base Station Receiver 100kHz-30MHz	£549
JRC NRD-525 Base Station Receiver	£529
Lowie AS-908 Portable Receiver with FM	£29
Lowie HF-150 x4 12V Base/Mobile Receiver	£279
Lowie HF-225 x2 12V Base/Mobile Receiver	£299
Lowie HF-235 Base Station Receiver	£649
Lowie HF-250 x2 12V Base/Mobile Receiver	£449
Sangean ATS-803A x3 Portable Receiver with SSB	£89
Sony ICF-SW30 Portable Receiver with FM	£55
Sony ICF-SW55 Portable Receiver with SSB	£189
Yaesu FRG-7700 Base Receiver with FRF-7700	£225

#### SCANNERS HAND HELD

Alinco DX-11 120kHz-1300MHz AM/FM/WFM 100Ch	£139
AOR AR-1000 x2 0.8-1300MHz (with gaps) AM/FM/WFM	£149
AOR AR-1500 x2 500kHz-1300MHz All Mode Receiver	£139
Commetl Com-102 68-512MHz (with gaps)	£79
Commetl Com-112 66-512MHz (with gaps) 20Ch	£65
Commetl Com-204 68-999MHz (with gaps)	£129
Icom IC-R1 0.1-1300MHz AM/FM/WFM 100Ch	£199
Realistic Pro-26 25-1300MHz AM/FM/WFM 200Ch	£139
Realistic Pro-35 68-512MHz (with gaps) 100Ch	£79
Sony ICF-PR80 150kHz-108MHz (no converter)	£79
Uniden UBC-120XLT 66-512MHz (with gaps) AM/FM 100Ch	£79
Yupiter MVT-7000 x2 200kHz-1300MHz AM/FM/WFM 200Ch	£145

### SOUTH EAST COMMUNICATIONS

(REP OF IRELAND)  
00353 51 871278

#### H.F. TRANSCEIVERS

Kenwood TS50S	£549.00
Icom IC706 mk1	£599.00
Kenwood TS850sat	£999.00
Icom IC738	£799.00
Yaesu FT1000MP/AC	£1699.00
Kenwood TS690SAT	£899.00

#### VHF/UHF TRANSCEIVERS

Yaesu FT8000 2m/70cms	£249.00
Alinco DR605 2m/70cms	£249.00
Yaesu FT8100 2m/70cms	£299.00
Yaesu FT51R handheld	£249.00
Alinco DJ191 handheld	£109.00
Alinco DJ191+ctcss	£129.00
Kenwood TS790 2m/70cms base	£999.00

#### SHORTWAVE RECEIVERS

Kenwood R5000 mint	£599.00
JRC NRD535 deluxe base RX	£899.00
Lowie HF150 with keypad	£275.00
Yaesu FRG7700 with memory	£275.00
Lowie HF225 with keypad	£299.00
Sony 2001D boxed and mint	£175.00
Sony ICF SW55	£175.00
Sony ICF SW7600 boxed	£99.00
AOR 7030 top spec	£599.00

#### BASE/MOBILE SCANNERS

Icom IC7000 .5-2000MHz	£699.00
AOR 3000A 0-2036MHz	£499.00
AOR 3000 0-2036MHz	£325.00
Realistic Pro 2037 66-956MHz	£129.00
Yupiter MVT8000 0-1300MHz	£199.00
AOR 8000 boxed etc	£209.00
Bearcat 3000XLT 25-1300MHz	£129.00
AOR 2000 0-1300MHz	£139.00

#### STATION ACCESSORIES

AEA PK232MBX	£185.00
AEA DSP 2232 top spec tnc	£299.00
MFJ 259 Antenna analyzer	£169.00
Yaesu FC-10 auto atu	£175.00
Diamond SX200 swt/pwr meter	£55.00
Diamond GSU-3000 30amp PSU	£99.00
Watson 20amp PSU	£69.00
Opto Scout latest version	£259.00
Watson frequency counter	£49.00
Watson multi mode decoder	£49.00
Datong tutor D70	£39.00
Kent tutor, mint	£39.00
NB30 30watt 2m amp	£45.00

All prices are in sterling.

### NEVADA

01705 662145

ALINCO DR-605 2M/70CMS MOBILE	£299.00
AKD TARGET	£125.00
AMP UK HUNTER 600W	£895.00
ALINCO DIGSE + EXTRAS	£299.00
AOR 3000A	£575.00
AOR 7030	£599.00
ATLAS 350XL HF	£299.00
DAIWA PS304 II PSU	£89.00
DRAE 24A PSU	£79.00
DRAKE R8A	£825.00
DRAKE R8E	£750.00
ICOM IC-W2E	£199.00
ICOM IC-728	£629.00
ICOM M-56 MARINE	£225.00
ICOM R-72	£675.00
JRC 525 RX	£699.00
JST 100 COMPLETE	£499.00
KENWOOD AT-230 ATU	£185.00
KENWOOD AT-250 ATU	£225.00
KENWOOD DFC-230	£65.00
KENWOOD MC-50	£55.00
KENWOOD R-2000 + VHF	£399.00
KENWOOD R-5000 + VHF	£699.00
KENWOOD TH-215E	£145.00
KENWOOD TM-201 2M MOBILE	£189.00
KENWOOD TM-241E	£225.00
KENWOOD TM-451E	£299.00
KENWOOD TM-732E	£349.00
KENWOOD TR-751E	£425.00
KENWOOD TS-440s	£525.00
KENWOOD TS-680s HF+6m	£599.00
KENWOOD TS-850	Choice from - £999.00
LOWE AP 150	£155.00
LOWE HF 225 + Extras	£425.00
MFJ 986 3KW ATU	£245.00
PALSTAR KH-6	£125.00
REALISTIC 2036	£179.00
REALISTIC PRO-50	£69.00
REXON RL-402	£99.00
SANGEAN ATS-803A	£85.00
SENTEC 20M HANDIE	£195.00
STANDARD C58 + 10W AMP	£175.00
STANDARD C78 + AMP	£199.00
STANDARD C500	£185.00
STANDARD C8900	£189.00
TEN TEC CORSAIR II	£475.00
TOKYO HC-200ATU	£99.00
TOKYO HL-1KGX AMP	£699.00
TOKYO HL-130U 70CM AMP	£275.00
TOKYO HX-640	£175.00
TOKYO HX-650	£199.00
TRIO AT-230 ATU	£189.00
TRIO TS-830S	£399.00
TRIO TS-930S	£695.00
W9-GR DSP II	£185.00
YAESU FL-2000B	£345.00
YAESU FRG-9600	£299.00
YAESU FT-11R	£169.00
YAESU FT-77 FM	£399.00
YAESU FT-107M 100W	£425.00
YAESU FT-208 + EXTRAS	£179.00
YAESU FT-290 R	Choice from - £185.00
YAESU FT-290 II	£325.00
YAESU FT-411 + EXTRAS	£189.00
YAESU FT-470 + ACCS	£225.00
YAESU FT-650 24 - 56MHZ BASE	£599.00
YAESU FT-707	£349.00
YAESU FT-726R	£799.00
YAESU FT-727	£169.00
YAESU FT-747 FM	£450.00
YAESU FT-757 AT	£225.00
YAESU FT-840 + FM	£575.00
YAESU FT-1000D	£1699.00
YAESU FT-2500M CTCSS	£249.00
YAESU FT-5100	£349.00

PLEASE MENTION TRADERS' TABLE WHEN ENQUIRING ABOUT ANY ITEMS ON THESE PAGES!



# Traders' Table

## YOUR GUIDE TO SECOND-HAND EQUIPMENT

### ARC EARLESTOWN 01925 229881

#### HF TRANSCEIVERS

2 x Yaesu FT-757GX1 + boxed	£TEL
Yaesu FT-980	£799
Yaesu FT-101ZD MkIII + FC-902/FCV-901R incl	
2m/6m	£799
Yaesu FT-747 + FC-700 boxed	£TEL
Yaesu FT-102	£375
Yaesu FT-101Z	£299
Yaesu FT-757GX + FC-750SAT	£650
Yaesu FT-767GX + 2m/70cm/speaker	£899
2 x Icom IC-765 VGC	from £1300
Yaesu FT-707	£275
Yaesu FC-700 boxed	£99
Kenwood TS-520	£275
Kenwood TS-930 vgc	£750
Yaesu FT-840	£550

#### MOBILE/BASE VHF/UHF TRANSCEIVERS

Yaesu FT-5100 vgc	£325
Yaesu FT-480R boxed	£250
Alinco DR-605 boxed	£275
Kenwood TS-700S	£450
Icom IC-229 - boxed	£225
Icom IC-290D	£300
Yaesu FT-230	£175
Yaesu FT-790R + linear	£TEL
2 x FT-290R1	from £200
Kenwood TR-751 - boxed	£350
Icom IC-251E	£TEL
Yaesu FT-290R1 boxed	£325
Yaesu FL-2025	£99
Icom IC-240 + MB/mic/hand book	£99
Kenwood TR-9130	£275

#### RECEIVERS/SCANNERS

Icom IC-R8500 - as new	£TEL
Icom IC-R70	£350
Trident TR-1200 - boxed	£135
Drake R-8E - vgc	£135
Bearcat UBC-860XLT	£TEL
Icom IC-R71E boxed	£599
Regency MX-7000	£TEL
Low HF-225	£299
Icom IC-R7100 boxed	£TEL
Icom IC-R100 - mint condition	£275
Yaesu FRG-7700M + ATU	£325
Pocom AFR-2070	£75
2 x Realistic DX-394	from £125
Icom IC-R7000 + book	£TEL

#### HANDHELDS

Icom IC-4E	£115
Yaesu FT-11R 2m handie	£150
Kenwood TH-27 - boxed	£125
Yaesu VX-1R - complete	£175
Icom IC-TTE - vgc	£175

#### MISC.

SDU-5000 Spectrum Display Unit - as new	£599
AT-230 - box	£175
MFJ-784 boxed	£175
Mutek 230C HF transceiver	£199
ASS desk microphones	£TEL
SP-102 speaker	£50
Scout boxed as new	£250
FIF-232	£50
Datong FL-3	£TEL
PK-88 packet unit	£80
Adonis AM-308 Desk Microphone	£25

### SHORTWAVE SHOP 01202 490099

#### HF TRANSCEIVERS

Icom IC706 HF 6M & 2M Mobile Multimode	£650
Index QRP PLUS HF 5W CW/SSB All Bands	£350
Kenwood TS120S Basic HF (No Wac) 100W	£275
Kenwood TS50 & AT50 Mobile HF and ATU	£675
Trio TS300M HF with Valve PA	£275
Yaesu FT77 Basic HF with FM Board	£325

#### ATUs

Diawa CNA1001 - Auto ATU	£145
JRC NPG7 Matching ATU	£135
Kenwood AT230 Deluxe Manual ATU	£175
MFJ-956 SW/MW/LW Receive ATU	£30
MFJ-941D Compact Manual HF ATU	£65

#### VHF/UHF

FDK Multi750EX 2M Multimode Mobile 10W	£145
Icom IC-215 12Ch Crystallised FM Portable	£75
Icom IC-2E Basic Thumbwheel Handheld	£65
Iret FRC-638 30-80MHz FM 4W 25KHz Spacing	£175
Kenwood TM751E 2M Multimode Mobile 25W	£395
Kenwood TH22E - 2M H/Held c/w Keypad	£185
Kenwood TH22E Basic Spec	£135
Trio TR9130 2M Mobile Multimode 25W	£295
Yaesu FT4709RH 2M/70cms 50/40W Mobile	£295
Yaesu FT480R 2M Multimode Base 10W	£225
Yaesu FT290RH - 2M M/Mode Bracket & Amp	£395
Yaesu FT290RH - 2M M/Mode Mobile	£325

#### RECEIVERS

Eddystone EC990R 30MHz-240MHz FM RX	£125
Low HF125 HF Gen Cov RX Adjustable Filters	£265
Low HF150 Compact HF RX with Portable Kit	£350
Low HF225 HF Gen Cov RX Adjustable Filters	£325
Realistic DX302 Basic HF Gen Cov Rx	£75
Trio R1000 HF General Coverage Receiver	£235
Trio JRS50S Ham Band HF Receiver	£85
Yaesu FRG800 with VHF	£495

#### SCANNERS

Alinco DJ-X1E Compact H/Held Scanner	£135
AOR AR1000 1000Ch Wideband H/Held	£135
JBL SX400 30Ch Base Scanner	£165
Low FS10 10Ch Marine Scanner	£75
Realistic Pro62 200Ch H/Held Scanner	£135
Realistic Pro67 200Ch H/Held Scanner	£135
Realistic Pro38 10Ch FM H/Held Scanner	£45
Realistic Pro25 200Ch Handheld AirPhones	£95

#### MISCELLANEOUS

Diamond SX-400 VHF/UHF 200W SWR Meter	£59
Diawa CN620A 1.8-150MHz 1kW SWR Meter	£35
Diawa AF606K Active Audio Filter	£75
Diawa DK210 Keyer	£85
Garmin GPS38 8-Track Handheld GPS	£89
Icom AG-25 2M Masthead Preamp	£89
Kenwood MC60 Deluxe Base Microphone	£65
Microset R432-90 - 90W 70cms Amplifier	£349
Microset R432-90 - 90W 70cms Amplifier	£95
Optoelectronics 3300 - Frequency Counter	£95
Scopes 456 6MHz Scope - As New	£65
SEM QRM Eliminator Filter Unit	£50
Spectrum TRC6-10 10M-50M Transverter	£155
Tokyo Hy-Power HX240 - 2M-to-HF Transverter	£145
Welz SP400 130-500MHz 150W SWR Meter	£85
Yaesu FP700 Heavy Duty 20A Matching PSU	£95
Yaesu G500A Elevation Unit - VGC	£165

Visit our WEBSITE!

<http://www.shortwave.co.uk> For latest updates...

### Disclaimer

Advertisements from traders for equipment that is illegal to possess, use or which cannot be licensed in the U.K., will not be accepted. While the publishers will give whatever assistance they can to readers or buyers having complaints, under no circumstance will the magazine accept liability for non-receipt of goods ordered, late delivery or faults in manufacture.

### PHOTO ACOUSTICS 01908 610625

#### HF TRANSCEIVERS

Icom IC-761 100W General Coverage transceiver with built-in auto ATU and PSU	£999.00
Icom IC-751 HF General coverage Transceiver 100W all mode	£499.00
Icom IC-756 (SUPERB) 100W HF General coverage + 6M + VDU + DSP All Mode	
Still has 18 months warranty	£1250.00
Icom IC-720A 100W HF General coverage Transceiver c/w PSU	£399.00
Yaesu FT-757GX HF General coverage transceiver ALL MODE	£459.00
Icom IC-745 100W HF General Coverage transceiver c/w desk mic	£349.00
JRC JST-135 100W HF General Coverage transceiver ALL MODE fitted with BWC (Variable Bandwidth Control) and PSU (MINT)	£899.00

#### SHORTWAVE & SCANNING RECEIVERS

Icom IC-R7100 Wideband HF/VHF/UHF Receiver ALL MODE (SUPERB)	£629.00
AOR-7030 General Coverage receiver ALL MODE (SUPERB RECEIVER)	£549.00
Icom IC-R7000 Wideband HF/VHF/UHF receiver ALL MODE, built-in PSU	£499.00
Yaesu FRG-100 General coverage receiver (MINT COND) with PSU	£349.00
Low HF-150 General coverage receiver (AS NEW) c/w interface & software	£299.00
Trio R600 General coverage receiver. (Ideal starter rig)	£199.00
NRD-535 General coverage receiver. (AS NEW)	
Top of the range receiver	£699.00
Icom IC-R71E General coverage receiver, built-in PSU (SUPERB UNIT)	£479.00
Kenwood R5000 General coverage receiver fitted with VHF unit (ALL MODE), CW box & manuals	£649.00
AOR-3000 Wideband receiver, ALL MODE, computer controllable	£429.00
AOR-3000A Wideband receiver, ALL MODE, computer controllable	£529.00
Realistic DX-394 General coverage receiver, ALL MODE	£99.00
Yaesu FRG-7 General coverage receiver c/w Digital Display	£99.00
Yupiter VT-125II Airband handheld receiver (EXCELLENT RECEIVER)	£109.00
Alinco DJ-X1 Wideband handheld scanning receiver	£139.00
WIN-108 Civil Airband handheld	£89.00
Nevada MS-1000 Wideband receiver AM/FM/WFM (Mobile/Desk)	£179.00
AOR-1500 Wideband handheld receiver (ALL MODE)	£149.00

#### VHF/UHF TRANSCEIVERS

Yaesu FT-290R1 2M Multimode c/w matching 25W linear, carry case box & manual	£439.00
Yaesu FT-290R1 2M Multimode	£375.00
Yaesu FT-290R1 2M Multimode	£239.00
Yaesu FT-4700 2M/70cms mobile	£279.00
Kenwood TM-431E 70cms mobile	£239.00
Kenwood TM-701E 2M/70cms mobile	£299.00
Kenwood TM-411E 70cms mobile	£189.00
Alinco DJ-S80E 2m/70cms handheld, wideband receive (Mobile/Desk)	£199.00
Alinco DJ-F1E 2M handheld	£149.00
Alinco DJ-180E 2M handheld (AS NEW)	£139.00
Kenwood TH-215E 2M Handheld c/w speaker mic	£129.00
Kenwood TH-28E 2M handheld c/w speaker mic, case	£129.00
Trio TR-9000 2M Multimode 10W	£199.00

#### ACCESSORIES

200W Dummy Load	£49.00
TM-1000 1kW antenna tuner	£85.00
LAR VHF ATU	£39.00
Datong FL-3 Filter	£95.00
Starmaster Automatic Keyer	£39.00
Diawa CNW-419 500W ATU with SWR meter	£85.00

### MULTICOMM 2000 01480 406770

#### HF TRANSCEIVERS

DRAKE TR-7A + PSU	£575.00
ICOM IC-706 MK-1 AS NEW	£599.00
ICOM IC-706 MK-1 AS NEW	£599.00
ICOM IC-725 AS NEW	£479.00
ICOM IC-728 AS NEW + CW FILTER	£599.00
ICOM IC-735 (BOXED)	£499.00
JRC JST-135-ATU AS NEW	£899.00
KENWOOD TS-180S GOOD CONDITION	£325.00
KENWOOD TS-450SAT GREAT COND.	£695.00
KENWOOD TS-570D + CW + TXCO (EX-DEMO)	£995.00
KENWOOD TS-850SAT MINT COND	£869.00
KENWOOD TS-850SAT GREAT COND.	£799.00
SWAN LINE UP INCLUDING 2-TX/RX	£375.00
TRIO TS-520 HF TRANSCEIVER	£189.00
YAESU FT-1000MP AC NEW ON SHOW	£1,850.00
YAESU FT-747GX AS NEW	£359.00
YAESU FT-890 WITH ALL OPTIONS	£799.00
YAESU FT-900 1-WEEK OLD	£659.00
YAESU FT-920 ALL OPTIONS (EX-DEMO) NEW	£1,100.00

#### VHF/UHF TRANSCEIVERS

ALINCO DJ-191 2-MTR. HAND HELD	£110.00
ICOM IC-290E 2-METRE MULTI-MODE 25W	£249.00
ICOM IC-290E 2-METRE MULTI-MODE 25W	£199.00
ICOM IC-2E 2-MTR HANDHELD	£90.00
ICOM IC-2UE 2-MTR HAND HELD	£100.00
ICOM IC-475 70CMS MULTIMODE	£359.00
ICOM ICU-16T 70CMS HANDHELD AS NEW	£110.00
ICOM ICW-21-ET DUAL BAND HANDIE	£199.00
KENPRO KT-22 2-METER HAND HELD	£70.00
KENWOOD TH-26 + ACCESSORIES DUAL BAND	£169.00
KENWOOD TH-28E DUAL BAND	£175.00
KENWOOD TH-48E 70CMS HANDHELD	£140.00
KENWOOD TH-79E HAND HELD	£245.00
KENWOOD TM-201A 30WATT 2-METER FM	£129.00
KENWOOD TM-2550A MOBILE	£175.00
KENWOOD TR-751 2-MTR MULTIMODE	£325.00
KENWOOD TS-730 VHF/UHF BASE	£399.00
STANDARD C-508 (EX-DEMO)	£199.00
YAESU FT-10R 2-METER HAND HELD	£129.00
YAESU FT-211 2-MTR. MOBILE	£115.00
YAESU FT-230 30WATT 2-METER FM	£89.00
YAESU FT-23R 2-MTR. HANDHELD	£110.00
YAESU FT-290R MK-1 MULTIMODE	£190.00
YAESU FT-3000M (3-WEEKS OLD)	£335.00
YAESU FT-480R (MINT CONDITION)	£269.00
YAESU FT-480R (BOXED)	£259.00
YAESU FT-726 270/HF	£569.00
YAESU FT-726 270/HF/SAT	£550.00
YAESU FT-727R DUAL BAND WITH ALL ACCESSORIES	£199.00

#### ACCESSORIES

BOHSEI 6-METER 70WATT LINEAR	£79.00
DAVIS WEATHER STATION	£110.00
DEWSBURY ELECTRONICS MORSE TUTOR	£15.00
ICOM AT-100 AUTO ATU MINT	£145.00
ICOM IC-SP-3 SPEAKER	£60.00
ICOM PS-15 20-AMP PSU	£70.00
KENWOOD PS-30 PSU	£70.00
KENWOOD PS-31 PSU	£109.00
KENWOOD SP-31 SPEAKER	£51.00
KENWOOD LT-92 LINEAR	£999.00
LAFAYETTE GDO	£25.00
MICROWAVE MODULES 30V/144 LINEAR	£89.00
REVEL WS-70 1.6 to 1300MHz SWR/PWR METER	£90.00
SHURE 444 MICROPHONE AS NEW	£55.00
TIMEWAVE DSP4	£125.00
TOKYO HF LINEAR (COST £1779.00 6-MONTHS AGO)	£749.00
VARIOUS FILTERS	from £20.00
WATSON DUAL BAND LINEAR 270 3W INPUT	£95.00
WELZ SP-122 HF SWR POWER METER	£50.00
WELZ SP-15 SWR PWR + AC/38M ATU	£55.00
YAESU FC-301 500W ATU	£99.00

**PLEASE MENTION TRADERS' TABLE WHEN ENQUIRING ABOUT ANY ITEMS ON THESE PAGES!**



# RadioScene

## AUSSIE ORACLE

LETTERS AND REQUESTS FOR TOPICS YOU'D LIKE COVERED TO ME PLEASE.

CHRIS EDMONDSON VK3CE,  
BOX 1 YARRA ROAD,  
WONGA PARK,  
VICTORIA 3115,  
AUSTRALIA

E-MAIL: vk3ce@tbsa.com.au

WE WELCOME A NEW COLUMNIST TO 'RADIO SCENE' THIS MONTH IN THE SHAPE OF CHRIS EDMONDSON VK3CE. CHRIS WILL BE WRITING FOR PW ON A QUARTERLY BASIS AND WILL BRING US NEWS AND VIEWS FROM THE AUSTRALIAN AMATEUR'S POINT OF VIEW.

**G**'Day from Downunder! I'm writing to you from sunny Australia, an antipodean land where the bands are quiet and the parties are rowdy. I understand it works the other way around 'up there', which may explain why, from my perspective, you all appear to be standing on your heads!

My ancestors showed remarkable good sense and migrated here many years ago. However, although she was born here, my grandmother always called England 'home', and instilled in me a great and as yet unsatisfied curiosity about your land. One day I hope to visit you to find out where my people came from, but the main idea of this column is to tell you a bit about my home, and of the radio exploits we get up to here.

I guess I'm Rob Mannion's opposite number in Australia, as I am fortunate to be the Editor of the largest circulating hobby radio magazine in this part of the world. I took over as Editor of *Amateur Radio Action*, as it was then known, back in 1986. These days we call it *Radio and Communications*, and one cannot help but marvel at and worry about the pace and amount of change in those 10 or so years.

### AUSTRALIAN SCENE

The radio scene in Australia is quite interesting to observe. In most ways, of course, Amateur Radio here is very similar to your own, but in other ways Australia has quite unique communications obstacles and needs, and this tends to colour its general perception.

For instance, I can attach a very

large h.f. antenna to my car, a thick and heavy 3m or so long black antenna with a spiral-wound tuning 'wander lead' running half its length and, once out of town, nobody gives it as much as a second look. Try that in Europe!

The bands are relatively quiet here, because there's nothing like the level of industrial noise and QRM, but there is also far less activity due to the far lower number of amateur operators in this part of the world. Being about as far as you can get from Europe, your signals are pretty well attenuated by the time they get here, all of which means the background noise is very low.

Also Australia has some of the world's toughest regulations for clean emissions and r.f.i. suppression, which also pays handsome dividends for the radio hobbyist. Every item of electronic equipment sold here these days must comply with savage r.f.i. constraints, too.

The world's largest island is really quite huge in European terms, but while its people are well dispersed in terms of density per square kilometre and in stark contrast to the figures, most people tend to live in cities on the fertile coast. This means the arid outback is notable for having very, very few permanent residents.

Australia's total population is just over 18 million, and its total amateur licence database extends to just over 18,000 and many of those are repeaters or beacons, or individuals like me who have more than one callsign. An educated guess would estimate there's about 16,000 individual licensees and no more than about 13,000 VK calls in active use (even that is a number which really hasn't grown for many years).

About 5% of our calls are relinquished each year, mainly through death. Happily, almost exactly the same number of new licensees hit the air each year, but the fact remains that there has been no real growth in our numbers for several years. The average age of amateur licensees in this country is now 52 years.

### REPRESENTATIVE BODY

Our representative body, our equivalent of the RSGB, is the **Wireless Institute of Australia** (WIA), which has been around since 1910. I always try to support the WIA and encourage all VK amateurs to maintain their membership in it, but at a sliding fee scale of up to about Australian \$70 per year (around £30 or so), its membership

has been in steady decline for many years. Today, the total member base has dropped to below 5000, roughly 26% of licensees, and it continues to drop alarmingly.

In fairness, I should point out that our society's falling membership is a far from unique situation. The RSGB has seen a

## NEW COLUMN

similar pro rata decline in membership and I sometimes wonder if the decline in our representative societies might be an indicator to the general health of Amateur Radio in global terms.

It's actually a quite simple equation here as the 5% per annum loss is very probably the 'silent key'. It would seem that 'new chums' are yet to be convinced of the value of supporting a national federation.

Okay, so what's the story with Amateur Radio in Australia? Perhaps we should go back to a quick look at the troubled WIA first...

I think the WIA has a somewhat clumsy structure which, sadly, appears to be working against its own best interests. All government and international representation is handled by a federal office currently located in Melbourne, Victoria. (Mind you, the federal seat of government is in Canberra, about 700km away!).

The federal office is responsible for liaison and publishing activities, and comes under the control of a board of directors made up from one representative from each 'division'. The divisions have simple geographical boundaries, the state and territory borders. Each director has one vote to cast.

New South Wales (NSW) and Victoria are the states with the highest populations and they also have the greatest number of amateur operators. In fact, between them, these two states have more than half of Australia's total amateur population, yet they get only two-sevenths of the say.

This means that the members living in the Australian Capital Territory, home of the nation's capital city Canberra (and about the size of a decent outback farm!),



**Practical Wireless welcomes Chris VK3CE as a regular columnist to 'Radio Scene'.**

collectively have precisely the same voting power as all the WIA members in NSW. Of course, that would be completely fair were there not a small discrepancy in the arithmetic. Neither VK1, nor VK7 (Tasmania) can boast even as many as 200 WIA members, whereas the VK2 and VK3 divisions are many times that size.

Now, I don't know about you, but I believe that amateur operators around the world need effective and regular lobbying at the highest government levels if we are not to lose our hard-won privileges. It's so easy for our politicians to be swayed by the slick and professional presentations employed by corporate spectrum-hunters, we must keep our guard up at all times.

I don't really believe that we can forever sit back on our exalted status as amateurs. One day all that will change. Look at the recent loss of privileges for amateurs in Guatemala, where the entire 70cm (430MHz) band has gone forever.

### LUCKY OPERATORS

I have to admit that Australia's Amateur Radio operators are among the luckiest on Earth. Our licence conditions are generous, and our bands more so. In future columns I should be able to make you good and jealous about some aspects of amateur radio in Australia... so why not whip out and join us!

To start with, anyone can listen to anything they like. Any frequency, any mode, anytime. The sole limitation from a reception point of view is that the country's telecommunications regulations forbid listening to telephone traffic, so cordless and analogue cellular



**Australian law is such that Chris has a very large h.f. antenna attached to his car and nobody gives it a second look!**



These amateurs can also operate on all v.h.f. and above bands at the maximum 400W allowed in this country.

Next come the two grades of Novice licence. These have a more basic theory test and only one has a Morse test, held at 5w.p.m. The Morse-qualified Novice can operate on the same three h.f. bands as the Intermediate licence-holder, but cannot use f.m. on 28MHz.

Morse-qualified Novices also have access to restricted parts of 144 and 430MHz for f.m. voice operation. The non-Morse Novice operator has access only to 144 and 430MHz.

Are you with me so far? There's one more class of licence and it showed that Australia was prepared to lead the way when, back in 1955, it introduced the world's first code-free amateur licence.

The code-free licence is called the Amateur Operator's Limited Certificate of Proficiency (AOLCP). It allows suitably-qualified operators who have passed the full theory and regulations tests exactly the same privileges as a full call operator, but only on frequencies above 29MHz.

So, to summarise, theory is tested at two proficiency levels. There's a Novice-level test or the full call test.

The one-level regulations test must be passed by all licence applicants. Morse is examined at two speeds, either 5 or 10w.p.m. and sending in the test is restricted to a basic hand key only.

When I sat for my licence quite a few years ago, the test was conducted by officials of the Postmaster-General's Department. However, all licence testing these days is conducted by private individuals and organisations on behalf of the WIA Exam Service, which conducts all amateur licence testing on behalf of the government.

If anything, testing is more thorough and more carefully observed than ever before, but the service has certainly come in for its fair share of criticism over the few years since its formation. It has managed to survive this well and continues its work to a high standard. It's just that there's not enough people coming along to take the tests!

Perhaps it's high time the amateurs of Australia took collective stock of their situation. We have an extraordinarily generous access to precious spectrum, yet the amateur service is not the flourishing, vibrant and jubilant collection of people it once was.

Should we blame the Internet? Perhaps, to a degree. It's very difficult to give or form of 'wireless' communication the sort of significance that today's computer

equipment has in schools.

There were no computers in schools when I was a student, but my school had an active Amateur Radio club. What about approaching your local secondary college and introducing the school to the wonders of wireless? It's precisely the program I'm about to start pushing in this country.

I believe that amateurs right around the world need to find new ways to promote this fabulous hobby, to share with the young the very real sense of excitement and accomplishment that Amateur Radio can and should bring!

**I'M AFRAID THAT'S ALL I'VE GOT FOR YOU THIS TIME, SO UNTIL SEPTEMBER ALL THE VERY BEST TO YOU AND YOURS.**

*73 Chris VK3CE*

## VHF REPORT

**REPORTS & INFORMATION BY THE LAST SATURDAY OF EACH MONTH.**

**DAVID BUTLER G4ASR,  
YEW TREE COTTAGE,  
LOWER MAESCOED,  
HEREFORDSHIRE HR2 0HP**

**TEL: (01873) 860679**

**E-MAIL: butlerd2@boat.bt.com**

**PACKET RADIO: @ GB7MAD**

**UK DX CLUSTER: @ GB7DXC**

**THIS MONTH DAVID BUTLER G4ASR HAS NEWS OF VHF SIGNALS BEING HEARD OVER A 5300KM TROPO PATH AND DISTANCE RECORDS ON THE 2.3 AND 47GHZ BANDS PLUS ALL YOUR USUAL PROPAGATION REPORTS.**

Anyone thinking of attempting the Transatlantic Challenge (the first stations to complete a two-way terrestrial contact on the 144MHz band between Europe and North America) should note the following news sent to me by **Emil Pocock W3EP**.

The Pacific Ocean between the west coast of the USA and Hawaii has for years provided a surface duct (at certain times of the year) which supports contacts on the 144MHz through to 5.6GHz bands at distances of between 3700 to 4330km. There has always been good reason to think that these distances could be extended, perhaps considerably. This speculation has recently been given a huge boost by a report from **Shel Remington N6E** on Hawaii.

Shel has been monitoring the band 11 f.m. broadcast band for several years for signs of stations from the mainland. On February 13, around 0420UTC, he began hearing a Spanish language station on

89.5MHz which he later concluded must be XHME from Jalisco, Mexico.

Within an hour, Shel found XHPVA (90.3MHz) also from Jalisco and XHMZO (92.9MHz) from Manzanillo. These are Pacific coast cities between 5200 to 5300km from Hawaii! These are surely among the longest reports of tropospheric ducting anywhere in the world and the implications of this report are obvious. The next step is to encourage some dedicated v.h.f. operators along the Mexican coast to take advantage of future occurrences of such ducting as this probably is not a one-time event.

I'm not certain if similar climatic conditions exist across the Atlantic Ocean between the UK and Canada/USA but I think it is entirely feasible. After all many UK operators, including myself, have made tropo contacts on the v.h.f. bands to stations in the Canary Islands some 3000km away. (The existing European tropo record on the 144MHz band is held by **GM0KAE** and **EA8BML** at 3264km. On the 430MHz band it's with **GW8VHI** and **EA8XS** for a 2786km contact and on the 1296MHz band the record is held by **G6LEU** and **EA8XS** for a contact over a path length of 2617km.)

## TRANSATLANTIC BEACONS

To facilitate the reception of signals across the Atlantic Ocean a number of transatlantic beacon stations have or are in the process of being set up. Those on the European side include **EA8VHF** (IL28) on 144.402MHz, **OY6VHF** (IP62) planned for 144.402MHz, **EI2WRB** (IO62) on 144.403MHz, **EA1VHF** (IN53) on 144.404MHz, **F5XAR** on 144.405MHz and a planned UK beacon (possibly M1A) on 144.407MHz. All of these are located on the coast with a clear take-off to North America.

It's not all one-way traffic however. **Serge Szpifogel VE1KG** passes on the news that Saint Mary's University, Nova Scotia (FN84) are now running a 250W beacon on 144.300MHz.

The antenna system consists of 4 x 10-element Yagis, horizontally polarised and vertically stacked on a 20m tower a few hundred metres from the Atlantic Ocean. The use of 144.300MHz will be re-evaluated later in the year.

## EARTH-MOON-EARTH

**Ivo Chladek ZS6AXT** has sent me details of recent earth-moon-earth (e.m.e.) contacts he has made on the 2.3GHz band. In the Dubus/REF contest on March 7 he worked **F1ANH**, **HB9SV**, **IK2RTI**, **JA4BLC**, **OK1KIR**, **OZ4MM** and **W5LUA**.

On March 8 Ivo worked **WA8WZG** and **GW3XYW** for the first GW-ZS contact. This QSO with **Stewart Jones GW3XYX** needed to be arranged as the 2.3GHz band is not harmonised throughout the world.

In the UK the 2.3GHz band

calls are off limits. Anything else, though, go for it! This means the commercial equipment manufacturers give our amateur gear some very wide frequency coverage indeed.

Most of the v.h.f. and u.h.f. transceivers sold here cover literally hundreds of MegaHertz on receive. This I find particularly useful for those times when I take advantage of our balmy weather and head off for a walk at two or three in the morning, clutching a hand-held radio!

The quoted specifications rarely reflect what our radios will do and while the sensitivity may drop off as you wander around the spectrum at will, at least we can legally do these things! While we don't have your 4m band (70MHz), our 2m (144MHz) primary allocation is 4MHz wide (144-148MHz) and 70cm 430MHz is a full 30MHz wide (420-450MHz).

## LICENCE GRADES

Australia has several grades of amateur licence and those in the know can usually tell the various grades based on the call sign allocated. The top level is generally known as the 'full call', which means its holder has passed three examinations, one in each of theory, regulations and Morse Code. The regulations test is common to all grades of 'ticket', while both theory and Morse are tested at two levels of skill.

The full call (Amateur Operator's Certificate of Proficiency) gives access to all bands and modes at a maximum power level of 400W (120W on carrier modes). The Intermediate class of licence has full theory combined with the slower Morse and gives h.f. access to 80 (3.5), 15 (21) and 10m (28MHz) only, at a power level of 100W.



# RadioScene

starts at 2310MHz, with e.m.e. activity taking place between 2320-2320.025MHz. In South Africa (and other parts of the world) the e.m.e. activity is conducted just above 2304MHz. (The bottom 20MHz of the 2.3GHz band were removed from amateur usage in the UK a few years ago.)

On March 14 Ivo had an e.m.e. schedule with the station of **Charlie Justinak W7GBI** which resulted in a new world record distance of 16080km. Charlie's signals were 579 at the QTH of ZS6AXT despite local screening caused by an antenna tower.

Ivo runs about 100W output in the shack and after cable losses measures about 65W at the feedhorn. The antenna is a 5m dish (shown in Fig. 1 but fitted on this occasion with a feed system for the 430 and 1296MHz bands).

Two contacts with OE9ERC and OZ4MM have been made with only 8W at the feed-point and the station of LA8LF, who only runs 16W, has been worked on a number of occasions. Although Ivo has only been on 2.3GHz e.m.e. for one year he has managed to work 25 stations in 19 countries! Finally Ivo mentions that this is his fourth band on which he has been active on e.m.e. (144, 430MHz, 1.3, 2.3GHz) and that very soon he will be fully operational on the next band up, 5.7GHz. Congratulations!

## MICROWAVE RECORD

Now to some news received from **Steve Davies G4KNZ**. On October 25 1997 the stations of G4KNZ/P and **Roy Emery G3FYX/P** worked each other over a 65km path on the 47GHz band for what is believed to be a new UK record. Roy G3FYX operated from Charterhouse (IO81PH) and G4KNZ used a site 1km south of Hackpen Hill (IO91CK). Both stations were using 100mW Gunn oscillators and diode receive mixers, provided incidentally by myself from surplus parametric amplifiers. (I had discovered that the pump source in these receive amplifiers actually worked at 49GHz and I left it up to the microwave experts to retune them down to the 47GHz amateur band.)

Prime focus dishes of 450mm (G4KNZ) and 350mm (G3FYX) were used for the test, alignment of antennas being carried out on the 24GHz band first. The tests started at 0900UTC on a clear frosty morning with no wind.

At first the signals were quite weak possibly due to lingering mist on the path. By 0945UTC however conditions improved and wide-band f.m. speech signals were exchanged both ways with 55 and 57 reports. Well done Steve and Roy.

## SURGE IN ACTIVITY

Last time I reported that propagation researchers were predicting a surge in solar activity over the next few months. They had expected to see an up-swing in solar indices corresponding to the beginning of accelerated sunspot growth.

Well I can tell you that this has indeed happened and during March the Sun became a lot more active. Because of this, there was a noticeable increase in auroral activity in the UK with events being noted on at least 16 days during March.

The DX openings via F2-layer or trans-equatorial propagation (t.e.p.) on the 50MHz didn't reach into the UK but areas of southern Europe, particularly France, Portugal, Spain and Italy were lucky enough to participate in openings to Africa and South America. Conditions via tropospheric propagation on the v.h.f., u.h.f. and microwave bands were generally rather poor during March with no extensive openings being noted.

## AURORAL OPENINGS

The majority of the auroral openings were quite small events reaching up to the 50MHz band but back-scatter openings on March 10 & 21 were very good allowing DX contacts to be made on the 50m, 70 and 144MHz bands. The event on March 10 commenced around 1600UTC and lasted for over four hours.

There was also a second weaker phase around midnight. On the 50MHz band a number of UK operators reported making s.s.b. contacts with the stations of ESICW (KO29 Estonia), LA4LG (JO59), LA9VDA (JO59), OZ3ZW (JO54), OZ4VV (JO46), SM3EQY and YL3AG (Latvia).

**John Hilton GM1ZVJ** (IO86) reports that he has recently moved QTH to Dunfermline and has taken the opportunity to upgrade his 50MHz station. He now uses an Alinco DX-70TH transceiver running 100W p.e.p. into a 5-element 9FT Yagi. During the aurora on March 10 he contacted G1YLE (JO02), G8EC1 (JO03), G3VOF (JO01), G3WJO (IO77) and GM4WJA (IO87).

Other UK operators known to be active on the 50MHz band included GD3AHV (IO74), GI0UJG (IO64), MM0AMW (IO75) and GW0GEI (IO73). The station of GM4WJA was also active on the 70MHz band making a number of contacts into central England.

Activity on the 144MHz band was generally restricted to c.w. although the station of GI6ATZ (IO74) was heard making a few s.s.b. contacts. The best DX reported was probably that of LY2SA (Lithuania) who was putting a good

c.w. signal into central England. At the QTH of **Dick PA3FJY** (JO32) a total of 14 c.w. contacts were made with stations located in DL, F, ON, OZ and PA.

On Saturday March 21 a major geomagnetic storm began shortly after 0900UTC and lasted for the next 12 hours. The probable cause for this storm was a coronal mass ejection (c.m.e.) which occurred some five days previously on March 16.

Activity was first noticed on 49MHz (Band I television) as early as 1400UTC but it took nearly an hour before activity levels built up on both the 50 and 144MHz bands. By 1700UTC it was all over but by that time a reasonable amount of DX had been worked on both bands.

Auroral signals were heard at the QTH of GM1ZVJ around 1500UTC and in the next one and a half hours John contacted 13 stations on the 50MHz band.

John's s.s.b. contacts included LA0HB (JO28), ON8MC (JO21), SM3EQY (JP81), four GM stations and six G stations in locator squares IO81, IO83, IO94, JO02 and JO03. John mentions that the GB3RMK beacon (50.060MHz) went auroral again around 1930UTC but no other signals were heard at this time.

The station of **SM3EQY** (JP81) is situated in an ideal location for

auroral openings. At his northerly QTH in central Sweden auroral openings are detected far more frequently and last much longer than events experienced by stations located in central Europe. He first noticed auroral sounding

signals on the 50MHz band at 1330UTC and then went on to make s.s.b. contacts with stations located in OH, OH0, OZ, SM and SP. At 1456UTC he worked his first UK station, G8EC1 (JO03), signals being 57A both ways.

Contacts then followed with G0JHC, G3JHM, G3SYC, G4FVP, G4OBK, G4PCI, G4VPD, G6DOX, G6EGM, G6YIN, GJ4ICD (his best DX of the event at 1780km), GM1ZVJ and GW3JXN. In total SM3EQY made 27 s.s.b. QSOs on the 50MHz band with stations in 11 countries and 21 locator squares.

Moving now to the 70MHz band and your reports show that there was a little DX activity to be found. Stations known to be active during the event included G3NKS (IO91), G4SEU (IO92), GM3WJO (IO77) and GW3MHW (IO72).

It is unfortunate that the 70MHz band is only allocated to UK prefixes, Eire (EI), Gibraltar (ZB),

South Africa (ZS) and Cyprus (5B4). The DX capabilities via aurora are therefore very limited. This situation may change in the future if more European countries are allowed access to the band but for the time being the only auroral contacts that can be made are restricted to the UK.

Activity on the 144MHz band was as usual very good especially as the opening occurred on a Saturday afternoon. All the real DX was of course on c.w. but it was interesting to note that there was also a fair amount of activity on s.s.b. as well. According to the DX Cluster system contacts were being made from the UK with stations located in DL, EI, F, LA, ON, OZ, PA and SM.

A report from **Peter DF8IK** (JO30) mentions that he worked GM0CLN (IO85), GM0TGE (IO87), GM4AFF (IO86) and heard G4DHF (IO92) very strongly. Peter runs an Icom IC-275E transceiver, a 400W amplifier and an 11-element Yagi.

**Colin Smith GM0CLN** also uses an Icom IC-275E transceiver driving a 100W solid state amplifier and a 14-element MET Yagi. Late in the afternoon of March 21 he noticed some reports of a tropo opening on the DX Cluster.

Colin turned his beam to the south and started listening for any DX via that propagation mode.

Almost immediately he heard several stations via the aurora off the back of his beam.

Moving the antenna to the north-east Colin then commenced to work a string of stations on c.w. contacting stations in DL, F, G, LA, ON, PA and SM. Normally he stays on c.w. but on this occasion Colin noticed that the auroral distortion was minimal and that the use of

s.s.b. was quite efficient.

Apart from two DL and PA stations all s.s.b. contacts were with stations located in G, GM and GW. Towards the end of the event Colin switched back to c.w. to finish off his afternoon's total of 33 contacts in nine countries and 23 locator squares.

## TRANS-EQUATORIAL OPENINGS

With the exception of auroral back-scatter openings (and meteor scatter) the 50MHz band during March was devoid of any other mode of propagation. Stations in southern France, Portugal, Spain and Italy however continued to enjoy trans-equatorial openings (t.e.p.) to South America and Africa on a regular basis.

From reports received the activity from South America seemed quite low with only the stations of



Fig.1



LU2EGQ (Argentina), PP1CZ and PY5CC (Brazil) being worked. The low power beacons PY1AA (50.052MHz), PY2AA (50.059MHz) and PY2SFY (50.010MHz) running 5W into a groundplane antenna were heard on a number of occasions so the band must have been in a really good shape.

The (almost!) definitive list of stations contacted in the African continent during March includes FR1GZ (Reunion Island), TR8CA, TR8CE and TR8XX (Gabon), TT8JE (Chad), V51C, V51E and V51KC (Namibia), Z21AFR and Z22JE (Zimbabwe), 3C5I (Equatorial Guinea), 7Q7JL and 7Q7RM (Malawi) and 9G1BJ (Ghana). Strictly speaking the contacts from Europe to TR8, TT8, 3C and 9G cannot be t.e.p. as they are all located above the equator.

The propagation may well be some type of E-layer propagation or an ionised scatter mode. The beacons V51VHF, ZD8VHF (Ascension Island) and 7Q7SIX were also heard on a number of occasions.

Contact was also made with stations situated in South Africa, the most active of these being ZR6VE, ZS6AXT, ZS6BTE, ZS6DN, ZS6PJS, ZS6WB and ZS6XJ. However, not all stations situated in South Africa were able to work the DX in southern Europe. Some stations are located on the southerly fringe of the t.e.p. zone in similar circumstances to the UK which is located on the northerly fringe.

Shawn ZR1EV (JF96) reports that whilst operators in the ZS6 call area have been enjoying some spectacular openings to Europe, those in the ZS1 call area (approximately 1700km further south) have only been listening to white noise. Occasionally he has heard bursts of c.w. and s.s.b. signals on 50.110MHz but signals have always been very weak and no positive identification could be made.

Recently Shawn installed a tape recorder to monitor various frequencies in the 50MHz band. On March 14 he set the receiver to 50.040MHz leaving it on during the afternoon. On re-winding the tape he was surprised to identify a short burst of signal from the SV1SIX beacon. Shawn was really pleased as this was the first time he had heard anything further than 1700km since 1992!

In my opinion you should make a note of all the callsigns just mentioned as I'm sure UK operators will be working them during the next equinoctial periods in October 1998 and March 1999. I kid you not!

## CONTEST ACTIVITY

Now I'll turn to your reports of the 144/430MHz contest held over the weekend of March 7/8. David Dodds GM4WLL (IO85) reports that conditions at his QTH were quite poor on the 144MHz band.

In total David made 61 contacts, well down on what he had hoped for. David uses a Trio TR9130

transceiver, a Tokyo 100W amplifier, a Spectrum masthead pre-amplifier and an 8-element Yagi at 6m above ground level. His best DX of the contest was ON50GRC (JO10) at 775km.

Other DX contacts included ON1DO (JO11), G7RAU and M1BWR (both in IO90), G3YVR and G8OFA (in IO91) and G4PIQ (JO01). He was also pleased to work G13LLQ/P (IO74) and G13PDN (IO64). David mentions that he was surprised to hear the P17CIS beacon at good strength only ten minutes after the contest had ended!

On the 430MHz band David used a Belcom Liner 430 transceiver running 4W into a 24-element Yagi at 5m above ground. Not surprisingly his best DX was only to G4KUX (IO94) at 140km but several Midland stations did report hearing GM4WLL peaking S8. Obviously receiver technology has moved on a long way since the Liner 430 was first built in the early 1970s.

Now another letter from Scotland and this one is from Jim Martin MM1BGJ. Jim has spent a lot of time recently upgrading his portable radio system, the biggest addition being a 20m trailer mounted tower.

Gone are the days when putting up antennas meant using scaffolding poles, ropes, gin poles and a lot of luck! Now all it takes is to extend the trailer legs, fix the antennas to the stub-mast, connect the cables and wind-up the tower. All very safe and easy.

Jim reports that conditions on the contest weekend were not good with high winds and roads blocked by snow. Despite this he still used his usual contest site on Mainslaughter Law (IO85).

For the contest MM1BGJ/P used an Icom IC-290 transceiver with 24W to a 13-element Cushcraft Yagi. On the 144MHz band a total of 53 stations were worked in 4 countries, the best DX being ON50GRC at 693km.

On the 430MHz band Jim used an Icom IC-706 h.f. transceiver driving a Microwave Modules transverter to 8W output into a 21-element F9FT Yagi. Conditions on this band were very quiet with only 12 s.s.b. contacts being made, the best DX on this band being G0HNW (IO94) at 259km.

That's it again for another month. Don't forget that the PW 144MHz QRP contest is being held between 0900-1600UTC on Sunday June 21. Rules are unchanged from recent years and can be found elsewhere in this issue. Please forward any news, views, comments or photographs of your activities to the address and by the date given at the top of the column.

THANK YOU FOR YOUR LETTERS AND GOOD LUCK WITH THE VHF DX. SEE YOU AGAIN NEXT MONTH.

73 David GAASR

## HF FAR & WIDE

REPORTS & INFORMATION (AND PHOTOGRAPHS) BY THE 15TH OF EACH MONTH PLEASE.

LEIGHTON SMART GW0LBI,  
33 NANT GWYN,  
TRELEWIS,  
MID-GLAMORGAN  
CF46 6DB, WALES

TEL: (01443) 710749 (9AM - 6PM)

FAX: (01443) 710789 (9AM - 6PM)

LEIGHTON REPORTS THAT MARCH SAW GOOD CONDITIONS ON ALL OF THE HIGH FREQUENCY BANDS. THE 21, 24, AND 28MHZ BANDS SUPPORTED RELIABLE LONG DISTANCE CONTACTS THROUGHOUT, ACCORDING TO OUR INTREPID REPORTERS.

Welcome to 'HF Far & Wide' and down here in South Wales I've been monitoring the 28MHz band. In particular over the past four weeks, and have logged most parts of the world coming in at varying signal strengths on almost every day.

Perhaps the month of May is the time to get out into the gardens and sort out the antenna farm. Or, as in my case, the antenna allotment! Whatever the case, it seems that propagation conditions are improving steadily, and with good conditions prevailing, even amateurs with modest antennas such as wire dipoles and verticals will be able to work the DX on a regular basis.

## LANKAWI ISLAND DXPEDITION

Some news came in via a telephone call from Johnny Melvin G3LIV of his trip to Lankawi Island, Malaysia (AS-058) in early June. Johnny says that he'll be operating on the 14, 18 and 21MHz bands "as long as I can find a friendly tree"! He also states that it's not a 'multi-multi station,' just him and a few watts of c.w.



Leighton GW0LBI provided Frank DL3ECK with his first 1.8MHz c.w. QSO.

Johnny will be on Lankawi between the 5 and 13th of June and would appreciate UK stations listening out for him there and giving him a call. He would also like to thank Yaesu, who have agreed to be co-sponsors of the special QSL card for the expedition.

## YOUR REPORTS

Space is at a premium this month, so I'll start with the 7MHz band. A warm welcome back to Eric Masters G0KRT of Worcester Park, Surrey, who has been busy working the DX on the band. His log for March shows 5W c.w. contacts with KC1F, N2NU and W3LPL in the USA between 2000 and 2300UTC.

Meanwhile, on the Isle of Sheppey in Kent, Ted Trowell G2HKU lists c.w. contacts with the rare 9M0C (Spratly Islands), 8P9EJ (Barbados) and 5B4AGC (Cyprus) at around 2000. While operating slightly later at 2200UTC brought in P4/K2LE (Aruba Island).

New 'old time' reporter Angie Sittin G0HGA of Stevenage offers a long log of which I can squeeze in but a short selection. Using a 36m long wire antenna and 100W of c.w., she worked 8P9EJ (Barbados) at 2047, WBOX (Texas) at 0700 and RZ9OO (Asiatic Russia) at 2237. Welcome back to 'HF Far & Wide', Angie!

## PROPAGATION REPORT

In his monthly propagation report, Don McLean G3NOF of Yeovil says that "Conditions have been good on both 3.5 and 7MHz this month with most parts of the globe being heard."

"14MHz has been staying open until 2200 as we get the longer daylight hours, and I found conditions to the West Indies and south America very good in the evenings. 18MHz has been patchy this month, although it has been open around 0800 on the long path to Australia and New Zealand, then changing to short path at 1000 until 1200.

"On 21MHz, north Americans were often heard strongly between 1200 and 1900. Africans came in during the afternoons, with south Americans during the evenings. 28MHz showed some regular, if



# RadioScene

patchy openings to north America around 1400, while African and south American stations came in during the afternoons".

Thanks for your report Don. Things are looking up aren't they?

## THE 14MHz BAND

Don G3NOF's 14MHz band log for March shows 14MHz s.s.b. contacts with FG5FC (Guadeloupe) QSL via F6DZU, P4/12UIY (Aruba Islands), V44NEF (St. Kitts Island), and 9MOC (Spratly Island).

For his 14MHz log s.w.l. **Derek Blunden BRS 171057** in Swindon lists s.s.b. reception of V2RP (Antigua Island), JE8BKW (Japan) at 0825, 9H1DF (Malta) at 1350, VE3HBF at 1403, and VU3NAX (India) at 1634UTC.

Down in Skewen, West Glamorgan, comes **Carl Mason GW0VSW**, who's been QRPing on 14MHz this month. His log shows 5W c.w. contacts with PY2CJ (Brazil) at 0900, EA8/DK7TI/QRP (Canary Islands) at 1737, LU9HRP (Argentina) at 2157, while 4W of s.s.b. brought in LA2NC in Oslo, Norway at 1333UTC.

Another gigantic log again this month from **Sean Gilbert G4UCJ** in Milton Keynes. Using two power levels of 5 and 25W, he lists c.w. contacts with HF0POL (South Shetland Islands) at 1947, KR8V/C6A (Bahamas) at 2038, W6AX (California) at 1548, KG4ZK (Guantanamo Bay) at 2057. Then he logged EP0MKO (Iran) at 1630, VK4NM (Australia) at 0829, 6W6JX (Senegal) at 2019, and finally a two-way 3W contact with ZL3RG (New Zealand) at 0712UTC. **Editorial comment:** Congratulations Sean - how many 'miles per watt is that?' Editor.

## THE 18 & 21MHz BAND

The 18 and 21MHz bands are where **Charlie Blake M0AII** of Milton Keynes usually 'hangs out' nowadays when on the air. His log shows s.s.b. contacts on 18MHz with EA9IE (Ceuta) at 1018, T77M (Republic of San Marino) at 1233, and SV2CWY (Greece) at 1409UTC.

Tuning up to 21MHz brought Charlie QSOs with 4X1MJ (Israel) at 1116, D2AI (Angola) at 1632 (QSL via CT1EGH), and 9K2/G4NQQ, part of the NBC news crew (QSL via N6LUI).

Don G3NOF lists his s.s.b. contacts on the 18MHz bands with A92GE (Bahrain) QSL via Box 1976, Manama, BV4QC (Taiwan), 5A2IPA (Libya) QSL via ON4APS, and J68BW (St. Lucia).

Angie G0HGA suffered a 'gotaway' in BV7FC in Taiwan on 21MHz (better luck next time!), while Ted G2HKU did well on the

same band with his c.w. reaching out to XA5T (Mexico), VQ9JC (Chagos Islands), ZF2NE (Cayman Islands), 9G5XA (otherwise known as G3XAG in Ghana), and VU2LIT (India), all around 1000UTC.

## THE 28MHz BAND

Finally for this month, let's take a brief peep at the 28MHz band, dear old '10 metres'. **Jon Wheeler G0IUE** in Melksham tells me that he has stuck to 28MHz this month, and using around 100W and a 2-element beam antenna worked VU2GTE (India) on 29MHz f.m., while s.s.b. brought in contacts with VP8CXV (Falkland Islands), 9X0A (Rwanda), CX8CP (Uruguay), TT8JWM (Chad), along with ZS4I and ZS6BXN (South Africa).

Jon also hooked up with local Novice Trevor 2E0ARM who was busy working the DX with his 3W. Trevor mentioned that it was hard work with just the 3W, but hoped the **Radiocommunications Agency** would increase the allotted power soon. Quite right too, Trevor!

## SIGNING-OFF

Well that's about it this time around! Thanks for your support for the column and your patience! Keep up the good work, and good luck with that DX!

## FOCAL POINT

REPORTS & INFORMATION TO ME PLEASE.

**GRAHAM HANKINS G8EMX**  
11 COTTESBROOK ROAD,  
ACOCKS GREEN,  
BIRMINGHAM  
B27 6LE.

E-MAIL:  
graham@ghank.demon.co.uk

PACKET:  
G8EMX@GB7SOL.#29.GBR.UK

**GRAHAM HANKINS G8EMX**  
ROUNDS-UP THE LATEST ATV NEWS.

Summer is here, bringing with it fine weather (I hope!) and Amateur Television contests. Fixed and portable Amateur Television (ATV) stations can be operating within the allocated parts of the available bands - 430MHz (70cm), 1.3GHz (24cm), 2.3GHz (13cm), 10GHz (3cm) and 24GHz (1.2cm).

The main object of an ATV contest is to encourage direct station-to-station contacts, so ATV repeaters must not be used for a contest exchange. Fixed stations, ie. operators at their permanent address, will be rotating their directional antennas to seek out pictures from every point on the compass, but as a house cannot be moved to higher ground for more distant contacts so, the real adventure is to be found in operating portable.

A portable station is defined as one not located in a permanent building, so vehicles, tents or caravans become ATV studios for the duration. Antennas cannot be supported from a permanent structure, but those guy wires to the mast have to be attached to

## least one camera!

It is becoming commonplace and a cause for concern in some circles, that many ATV contest stations do not take a video camera with them. This may appear a contradiction in terms but how can you have an ATV exchange without a camera?

Well, the exchange itself consists of the transmission, in vision, of a four-digit number which the receiving station has to resolve and identify. Contest rules specify how this number is chosen, but the digits can be computer-generated or come from an EPROM. This is often more economical in 12V power (remember those batteries?) than a written card in front of a camera lens.



Antennas used by Graham Hankins G8EMX for portable ATV contests. From top: 24, 70cm and 2m for ATV calling. Note: even the 2m antenna is mounted horizontally. Larger antennas would be preferable.

something. Radio amateurs can be an ingenious bunch, so wing mirrors and caravan handles take on a purpose unexpected by their designers!

Perhaps the greatest challenge for a portable ATV contest station lies in providing enough of the necessary volts, amps and watts. Equipment used for a portable contest cannot be powered from the mains electricity supply, so a petrol generator is a possibility but expensive, heavy and sometimes noisy solution.

As 12V is the probable final supply voltage needed, the car battery would, at first sight, seem the obvious power source. But be warned, car batteries are primarily designed to deliver lots of amps for short durations to turn an engine, not lesser currents at prolonged discharges. And remember, you have got to start the car again!

A 'leisure battery' or two, or three, is what a portable ATV station operating over a weekend really needs. Add up all the loads, there are the ATV and speech transmitters and receivers to supply, a few TV monitors, plus lighting for night operating. And, please, at

## CONTEST WORKING

Contest working with ATV has a more relaxed pace than with telephony alone. There are fewer stations to be worked, so after the 'formal' part is over and a score has been achieved time can be spent, arguably should be spent, sending 'live' pictures from a camera. Indeed, there are some opinions that 'live' pictures should form a part of the scoring procedure.

Amateur Television contests start at 1800UTC on a Saturday, finishing at 1200UTC on a Sunday. The usual procedure is that contestants call 'CQ ATV contest' on the 2m band ATV calling channel of 144.750MHz. If that call is returned, antennas will be rotated to peak up that 2m path before attempting a 70cm or 24cm vision contact, because all antennas are, of course on a common mast.

The stations then agree who will transmit in vision first, and a correctly identified number counts as a 'score' for the contest log, with distance and band multipliers as determined by the rules. Full information, logsheets and ATV contest rules can be obtained from



Richard Guttridge G4YTV, Ivy House, Rise Road, Skirlaugh, Hull, East Yorkshire, HU11 5BH or E-mail via [g4ytv@aol.com](mailto:g4ytv@aol.com)

Contests for ATVers in 1998 include the **International** (September 12/13) and **Autumn Vision** (November 14/15). But the nearest is the **Summer Fun** which takes place during the weekend June 13 to 14.

I plan to join this contest, with 70cm and 24cm ATV/P using my caravan from the local 'high spot' in the Midlands. Maybe some readers of 'Focal Point' will be around in vision, perhaps?

## REPEATER NEWS

Dave Webster G6SKO is keeper of the Nottingham 24cm ATV repeater GB3NV and Harold Bent G0EZV was a regular user. Unfortunately the repeater lost its original site at Mapperley Plains because the antenna's position on the mast was needed for commercial services.

Harold writes: "GB3NV is presently transmitting in beacon mode from its new site at Watnall, but will resume full repeater operation when a new logic unit has been completed. The old Alford-Slot antenna has been improved, thanks to some handy machining by Dave".

Harold G0EZV needs the GB3NV repeater because working simplex ATV from his home station is difficult. So, when 'NV' lost its old site and was off-air, he took his ATV gear out portable. Harold says: "I set up a portable location near Junction 27 of the M1, with a rebuilt Quad-Loop antenna. ATV stations worked included P5 pictures to G7SLC near Loughborough and P4 to 5 vision to Fred G4CNJ in Nottingham".

Now to Birmingham, where Alan Kendal G6WJ (Stourbridge) is chairman of the **Beacons Repeater Group (BRG)**. The group has submitted an application for a 10GHz repeater at Sedgley, meanwhile a dual Alford-Slot antenna has been received by G8EMX (hi folks, yes me again) for use in the BRG's 1.3GHz repeater, which will be sited just a few miles north of central Birmingham.

The dual Alford-Slot antenna for north Birmingham has been bought from an antenna manufacturer. Several ATV groups with workshop facilities available have successfully made their own, but the design can be difficult to reproduce so I took the 'easy option' here. Coverage testing from the site will begin soon, as an attended /P exercise with my own call sign of course.

THAT'S ALL FOR THIS MONTH SO, CHEERIO FOR NOW, KEEP SENDING ME THAT ATV NEWS, FROM WHEREVER YOU MAY BE.

73 Graham G8EMX

## RADIO 'SCAPE

REPORTS & INFORMATION TO ME PLEASE.

MIKE RICHARDS G4WNC,  
PO BOX 1863, RINGWOOD,  
HANTS BH24 2ZD

E-MAIL:  
[mike.elaine@btinternet.com](mailto:mike.elaine@btinternet.com)

WEB SITE: <http://www.btinternet.com/~mikespage>

THIS MONTH MIKE RICHARDS G4WNC LOOKS AT WEB PAGE CONSTRUCTION AS WELL AS REPORTING ON A NEW ACARS DECODING PROGRAM.

I'm sure you've all heard the Internet hype that claims that every family will have their own Web page by the year 2000. And if you've ever taken a detailed look at the construction of a Web page you could be forgiven for being a bit daunted by the task. So, in this short introduction I'll try and give you a practical introduction, along with a few tips and tricks on how to build your own Web page.

Let's start with a brief look at HTML, although you don't have to worry too much about this as I'll show you how to build a Web page with absolutely no knowledge of HTML.

So, what on earth is HTML? Well it's an acronym for Hyper-Text Mark-up Language. This is really very much like the macro language that's built-in to most modern word processors.

The system lets you enter codes and more sophisticated commands so that you can change the layout or format of the document part way through. The most simple examples being the ability to show part of the document in bold type or maybe to select a different font.

You will note however, that when you do change the formatting in this way all you see on the screen is the change to the text. However, if you were to look at the document with a simple text editor you would find that a code had been inserted at the beginning and end of the section with the bold type or font change.

Exactly the same principle is used to handle Web pages but here the system of codes used to control the way the document behaves is called Hyper-Text Mark-up Language or HTML. If you want to see just what HTML looks like, log on to the 'Net and load a Web page.

If you are using *Netscape Navigator* go the View menu and select View Document Source. This will open-up a new window with the full details of the page you are viewing. You will find that the page probably looks very complicated rather like the example of my page that I've shown in Fig. 1. What you can see now is the original text plus all the HTML codes that are used to control the way the page looks.

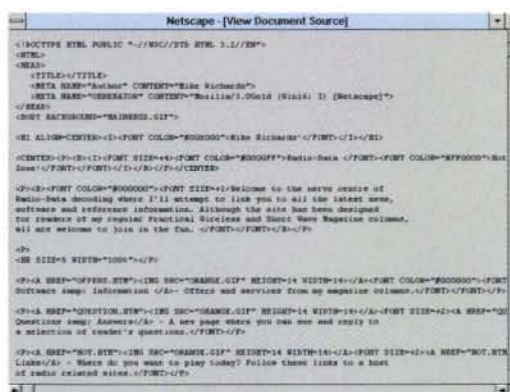


Fig. 1: Example of raw HTML code in G4WNC's Web page.

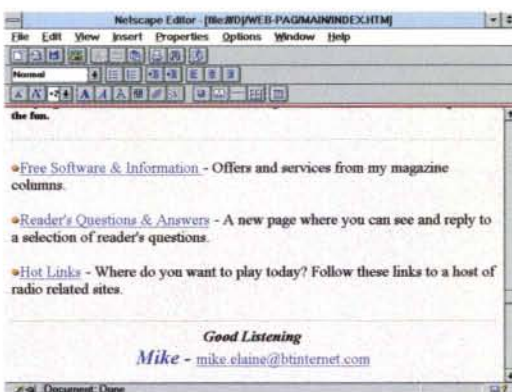


Fig. 2: The G4WNC Web page being edited in Netscape Gold.

You're probably beginning to think that building your own Web page is purely for computer anoraks! Don't worry, there's help at hand!

## BUILD YOUR WEB PAGE

By far the easiest way to build your first Web page is to use what's known as a WYSIWYG Web editor. The WYSIWYG bit is just jargon for What You See Is What You Get, which means you can see your page build-up on the screen without having to write a single line of HTML code.

One of my favourite WYSIWYG editors is the old *Netscape Navigator* Gold which has now been superseded by the *Communicator* suite. However, this latest program is rather resource hungry so you'll need at least a 486DX66 and preferably a Pentium PC to run it. If you don't have this much computing power at your disposal, there are some other options you can try.

A recent check of the Netscape Web site shows that the old *Netscape Navigator* Gold is still available as version 3.04 from their archive site at <http://archive.netscape.com/archive/index.html>. This site is a very good source of Web browsers and other tools for those with slightly older PCs.

If you want to try another pseudo WYSIWYG editor take a look at *HotMetal* from SoftQuad.

This is available as a freeware version on the Web at <http://www.sq.com>. Whilst I personally don't think it's in the same league as *Netscape Gold* it's still relatively easy to use.

Another program well worth a look is *WebWizard* by ARTA. This can be found at [www.halcyon.com/webwizard](http://www.halcyon.com/webwizard) and offers a wizard style of constructing a basic Web page complete with graphics, etc. While *WebWizard* is very convenient, it does lack the flexibility required to make your page a bit different from the norm.

If you want to get really serious then the editor to go for at the moment is *HotDog Pro*. This is also available on the Web at <http://ftp.sausage.com/pub/hotdog.hotdog16.exe>. Now that you know where to find your chosen Web editor, the fun can begin.

The first problem is just how to lay-out the page? If your page is going to be successful you do need to put some thought into just how you want it to look. I would strongly recommend starting with pen and paper just to outline what you want to include. At this point you need to be very careful you don't try and put too much information on each page or your readers will be scrolling up and down the screen to find what they want.

The real trick to good Web page design is to ensure that it loads quickly and all the important



# RadioScene

information can be seen or found from the main page. You will find that you really have to put some thought into keeping the information to a minimum or the screen will very quickly get cluttered.

Let's just divert here and see how a typical page is put together. To put some life into it I'm using the latest version of my Home page (<http://www.btinternet.com/~mikes>) as an example.

Rather than being just one document, the page is actually made-up from several files that are combined by the Web browser to make the image that you see on your screen. Just to show you how this works on my page, here are the component files along with an explanation of what their used for:

**Index.htm:** This is the main HTML document that contains the necessary code to bring all the files together. It's common practice to shorten the file extension to htm because DOS only supports 3 character file extensions.

**orange.gif:** This is a small graphics file with the orange blob used for the start of each line of text.

**mainbkgd.gif:** This is another small graphics file that contains the background image for the page. Although this is only a small file, the Web browser fills the page by making internal copies of the pattern and displaying them as if they were one image.

**offers.htm, question.htm and hot.htm** are simply other pages on my site.

**wxgraph1.exe, hell.zip, hv9610.zip and raft201.zip** are all program files that can be accessed via my offers.htm page.

Now, what about all those fancy graphics you see on the Web? Most new HTML authors become extremely daunted by the thought of having to create all their own graphics.

Don't worry, it's common practice to pinch designs from other Web pages! The nature of Web browsing makes this very easy as every time you view a Web page you download all the graphics. All you have to do is decide which bits you want to use and save them to your hard disk.

Let me take you through the

way to do this using *Netscape Navigator*. The process is very similar in other browsers.

First you find a Web page that has either a graphic or maybe a background that you rather like. You then view the page and move your mouse pointer to the graphic you want.

Then just press the right mouse button and you should be presented with a menu of options. The two you need to concentrate on are 'Save Image as..' and 'Save background as..'. These are fairly self explanatory and just let you choose a file name and location for the selected images. It really is as easy as that.

## PAGE DESIGN

Let's take a look at a few do's and don'ts for good Web page design.

Probably the most common error made by new authors is to over complicate the page and insert too many graphics.

Whilst graphics can certainly transform the look of a page, there is one big

disadvantage. Any decent graphic usually ends-up as a fairly large file. Remembering that all the components of the page have to be downloaded, you can see that adding large graphics to your page can make it very slow to load.

If the link to your site is on the busy side (often the case with free home page servers) you may find people give-up before your page has downloaded which rather defeats the whole object! So remember, keep it small and quick.

Now just a few more tips that will make life easier for your 'readers'. Make sure you date your page and use the unambiguous January 6 1998 format rather than the lazy 6/1/98 which could be January 6 or June 1 depending on where you live!

It's also a good idea to put your E-mail address clearly on all the pages so people can get hold of you. The easiest way to do this is with what's known as a 'mailto:' link.

You will see the mailto link as one of the options on the menu of your Web editor. The advantage of using this system is it takes the reader directly to their chosen mail client with your E-mail address already inserted, making contact that

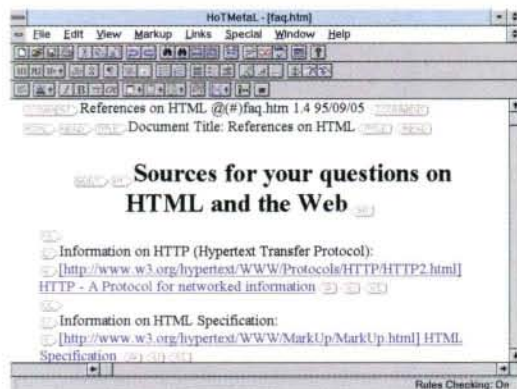


Fig. 3: SoftQuad's HotMetal HTML Editor.



Fig. 4: WebWizard page construction.

much easier.

Once you've finished building your Web page you now need to know how to get these files to your Internet Service Provider (ISP). You should find that your ISP has comprehensive instructions on this action available from their main page. But I'll just take you through what normally happens.

The action of putting your Web page onto the server is called 'Publishing' and all you're really doing is sending copies of your Web page files to a special directory on your ISP's main computer. For this reason I suggest you keep all your files in a separate directory on your hard drive - it makes the transfer so much easier.

In order to make the transfer you obviously need to know exactly where to send the files. You will also need a password so that your files are protected from anyone who may take sinister delight in modifying your site. The password and location details will be supplied by your ISP.

There are lots of ways to move your files to the ISP site and perhaps the most basic is to use one of the File Transfer programs that I've mentioned recently. Whilst this is a perfectly acceptable method there are much easier ways.

If you've been using a Web page editor such as *Netscape Gold* you will find that it has special support for publishing built-in. All you have to do is go to the 'Editor Preferences' and enter the ISP site

name, directory and password details. Once this is complete, pressing the Publish button starts an automatic upload to your Web site. Using this system really does make it very easy to update your pages.

That about concludes this introduction to building your own Web page. If you decide to have a go why not send me your Web address so I can pass it onto other readers?

## NEW DECODING PROGRAM

I know it's not really Amateur Radio but I know lots of you like to have a dabble on the air bands from time to time so I thought you might like to know about the latest Aircraft Communications Addressing and Reporting System (ACARS) decoding program. Those with an interest in RTTY will no doubt be familiar with *Hamcomm*, well the author (**Wilhelm Schroeder**) has just completed developing a brand new ACARS program.

The ACARS program is called *Sky Spy* and is currently being handled in the UK by **Pervisell**. Before I talk you through the program here's just a brief introduction to ACARS.

The ACARS system is rather like a Packet radio network for aircraft. Each aircraft and base station has a unique identifier and all the signals are sent on a limited number of frequencies. If you want to have a



listen, the busiest frequency in the UK is 131.725MHz using a.m. - as is common practice on the air bands.

So, what's it used for? Because the ACARS system lends itself so well to automation it gets used primarily to handle all manner of routine traffic between the aircraft and various interested parties on the ground. This could range from the Airline wanting to know how much fuel the plane is burning through to ground control requesting a weather report.

Because the on-board equipment is very sophisticated ground crews can now interrogate the control system of an aircraft to find out how it's doing without having to bother the air crew! As you can see it's a very sophisticated system.

As ACARS uses a fairly basic data transmission mode it's quite a simple process to monitor and decode these messages. However, in order to make some sense of the coded messaging system to you need some sorting and filtering software. This is where the ACARS programs come in to their own as they usually combine a basic reception system with some fairly sophisticated sorting to bring the data to life.

SkySpy is a brand new Windows '95 based ACARS program that features a decoding system along with some very good sorting and filtering systems to make sense of all that data. Being a Windows '95 based installation it's extremely simple and the first time you run the program you will need to enter the encryption key.

Once it's up and running you just connect your Hamcomm type interface to the appropriate COM port, tune your radio and you're ready to start decoding. Because ACARS signals occur intermittently, it is common practice for experienced listeners to just store the data into a log file and review it later.

SkySpy makes creating log files very easy and even adds a unique filename so you don't have to bother! Once you have your log file you can really start to use SkySpy's filtering and sorting options features to bring the data to life.

An added bonus is SkySpy's uses of the Microsoft Access database format. This means that providing you have access to this program you can carry-out some really powerful data processing.

One of the really great things about SkySpy is its price, Pervisell are selling registered versions at just £24.99, which represents really excellent value for money. For more information contact Pervisell on (01494) 443033 or via their Web site at <http://www.pervisell.com>

## SPECIAL OFFERS

If you'd like a copy of Hamcomm/JVFX, etc. I've arranged a very special offer with the **Public Domain and Shareware Library** (PDSL). They have put together a library set of all five disks for just

£12, all inclusive.

Using PDSL also makes ordering simpler as they accept all the usual credit cards so you can order by 'phone - you don't even have to write a letter! Please direct all orders and enquiries about this disk set to **PDSL, Winscombe House, Beacon Road, Crowborough, Sussex TN6 1UL. Tel: (01892) 663298** and request library volume: **H008739abcde**.

The software is only available as a set of five disks as follows: IBM PC Software (1.44Mb disks): **Disk A** - JVFX 7.1, HAMCOMM 3.1 and WJFX 3.2; **Disk B** - DSP Starter plus Texas device selection software; **Disk C** - NuMorse 1.3; **Disk D** - UltraPak 4.0 and **Disk E** - Mscan 1.3 and 2.0.

**THAT'S ALL FOR THIS TIME, SO UNTIL NEXT MONTH CHEERIO AND DON'T FORGET TO KEEP YOUR LETTERS AND NEWS COMING TO ME. PLEASE USE THE ADDRESS AT THE HEAD OF THE COLUMN.**

*73 Mike G4WNC*

## BROADCAST

**REPORTS & INFORMATION TO ME PLEASE.**

**PETER SHORE,  
C/O PW EDITORIAL OFFICES,  
ARROWSMITH COURT,  
STATION APPROACH,  
BROADSTONE,  
DORSET BH18 8PW**

**E-MAIL:  
[petershore@pwpub.demon.co.uk](mailto:petershore@pwpub.demon.co.uk)**

**A NEW INTERNATIONAL  
BROADCASTER IS ON THE  
SHORT WAVE BANDS, PETER  
SHORE REVEALS ALL.**

The final day of March was marked by the last broadcast in a foreign language - at least for the time being - from Portugal. **Rádiodifusão Portuguesa**, based in Lisbon, has transmitted English programmes since 1955 and French since 1962.

Radio Portugal has used the same frequencies year in year out to reach listeners in Europe with a 30-minute programme each evening, with variable reception from eight elderly transmitters, seven rated at 100 and one at 300kW. These are now being used solely for the Portuguese-language programmes which are on air throughout the day for listeners world-wide.

The same week as that European station closed, a new continent-wide station was unveiled by US President Clinton. During the final days of his African tour, Clinton made the surprise announcement that **Radio Democracy for Africa** would come on stream in July 1998. The new station will broadcast in nine languages to 19 countries and

the range of output means considerable overlap with existing **Voice of America (VoA)** broadcasts to Africa.

As this edition of *PW* goes to press details are sketchy. But it is believed that the new station will be part of the Voice of America station, concentrating however on different aspects of broadcasting (such as lifeline programmes for refugees) but following the same VoA editorial charter.

## NEW BROADCASTER

On 28th March anyone tuning around will have heard a new international broadcaster on the short wave bands. **Merlin Network One** celebrated the first anniversary of the management buy-out company that now controls all the **BBC World Service** UK transmitters and operates the overseas sites (which are still owned by the BBC).

A 24 hour transmission was carried on short wave from the Merlin sites at Rampisham in Dorset and Skelton in Cumbria plus satellite relay on the Astra satellite across Europe. The programmes were put together at **Country Music Radio's** studios in London, and included output from **Radio Caroline** plus a specialist communications programme called Media Zoo.

Unfortunately, Merlin only announced the day of broadcasting a little over one week before the event. This meant that I couldn't bring you news in advance.

However, Merlin is now trialling a weekly programme stream - also branded **Merlin Network One** - which can be heard in Europe on

Wednesday: 1700-1900 on 15.20; 1900-2100 on 15.59; 2100-2200 on 11.915; 2200-2300 on 9.465 and 11.915; 2300-0100 on 9.645 to North America; 1900-2100 on 13.69; 2100-2200 on 11.985 and 13.69; 2200-2400 on 9.78, 11.985, 13.69 and 2400-0100 on 11.985 and 13.69MHz.

## FREQUENCY NEWS

Some more frequency news now. **Israel Radio** has English: 0400-0415 on 9.435, 11.605 and 17.535MHz; 1030-1035 on 15.64 and 15.65MHz; 1400-1430 on 12.535 and 15.64MHz; 1545-1555 on 11.605, 15.65 and 17.515MHz; 1900-1925 on 9.435, 11.605, 15.64 and 15.65MHz.

**Swiss Radio International** in English via short wave in Europe is at: 0400-0430 and 0530-0600 on 5.84 and 6.165MHz; 1000-1030 and 1200-1230 on 6.165 and 9.535MHz and 1900-1930 on 6.165 and 9.885MHz.

Neighbouring Austria has programmes in English at: 0430-0500 and 0730-0800 on 6.155 and 13.73MHz; 1230-1300 and 1630-1700 on 6.155 and 13.73MHz; 2130-2200 on 5.945 and 6.155MHz.

Further north, **Radio Sweden** is on the air during the European evenings: 1730-1800 Monday-Saturday on 6.065 and 15.735MHz plus 1179kHz medium wave; 1730-1800 Sundays on 13.855 and 15.735MHz; 1930-2000 on 6.065MHz and 1796kHz medium wave; 2030-2100 on Saturday and Sunday on 6.065 and 13.83MHz plus 179kHz medium wave; 2130-



**World Class Provider of Integrated Broadcast Solutions**  
Transmission Provider to BBC World Service

*Continue*



**The IRIB Station features in a letter from John Noble G-20961 (see text).**



# RadioScene

2200 on 6.065 and 9.43MHz plus 1179kHz medium wave.

## RADIO CHINA

A letter from **John Noble G-20961**, in Rainham, Kent, who tells me that he has received a letter from **Radio China** enclosing an entry form for a seven question competition on Macao and Hong Kong. With it they supply a covering sheet that gives all the answers. Six winners will have an expenses-paid trip to Beijing and Macao and he thinks the whole thing seems to be merely a con-trick to encourage people to listen and write to China.

An interesting point, John. Most of the contests which China Radio International (CRI) has run over the past couple of years have adopted the same technique. It makes me wonder whether CRI is worried that no one can actually manage to find the station on the short wave dial, particularly because of the interesting choice of frequencies they make.

You can listen to CRI in English in Europe: 2000-2100 on 5.22, 6.95, 7.16, 9.44, 9.635 and 9.92MHz; 2100-2130 on 5.22, 6.95, 7.17, 7.18, 9.535, 9.67 and 9.92MHz; 2100-2130 on 3.985MHz via Switzerland and 2200-2300 on 7.17MHz.

John has also been in contact with the **Islamic Republic of Iran Broadcasting** (IRIB) station in

Tehran. English is on the air to Europe at 1930-2030 on 7.16, 7.26 and 9.022MHz. The most notable point about IRIB for John, however, is the station's idea of collecting QSL cards. The station will issue a QSL for a listener's first correct report, and then issue further cards for greater numbers of reports.

For example, to gain eight QSL cards you will need to submit no fewer than 140 reports, and to gain a third degree diploma, you have to send in 250 reports. When you get to 500 reports you will become a member of the IRIB DX Club, complete with a certificate of membership. In the meantime, at your 200th and 500th report, you will be 'given some precious gifts' according to the IRIB blurb.

"I don't know what IRIB are thinking of but it would take years to complete and cost a fortune in IRCs and postage," bemoans John. Thanks for your letter, and do let me know if you make any progress towards membership of the IRIB DX Club. Of course if any *PW* reader has managed to join, please let me know!

**WITH THAT SOBERING THOUGHT I'LL SIGN OFF. UNTIL NEXT MONTH, KEEP TUNING ACROSS THE SHORT WAVE BANDS.**

*GOOD LISTENING, PETER.*

A view of the IRIB World Service building.



## PRACTICAL WIRELESS MAGAZINE STOCKISTS

The following is a list of local dealers who currently stock *Practical Wireless*. If you can't find it in on display in their showrooms please ask. If your local dealer doesn't stock *PW* why not ask them to call **Michael Hurst, *PW* Book Store** on **(01202) 659930** to find out how to order copies?

**Amateur Radio Communications**  
Merseyside

**Axon Systems**  
Berks

**BBC World Service Shop**  
London

**Components & Electronics Ltd**  
Surrey

**Foztech**  
Plymouth

**Jaycee Electronics Ltd**  
Fife

**QSL Communications**  
Weston-Super-Mare

**Leeds Amateur Radio**  
Leeds

**Lowe Electronics**  
Bristol

**Lowe Electronics**  
Derbyshire

**Lowe Electronics**  
Newcastle-Upon-Tyne

**Modern Radio**  
Lancs

**Micron Electronics**  
Belfast

**Northern Shortwave Centre**  
Carlisle

**NRG Electronics**  
East Sussex

**Photo Acoustics**  
Buckinghamshire

**Poole Logic**  
Dorset

**Radio Amateur Supplies**  
Nottingham

**ShortWave Shop**  
Dorset

**Ward Electronics**  
Birmingham

**Waters & Stanton**  
Essex



## FREE ADVERTS

Now's your chance to send in a photograph of your equipment (a good idea if it's really unusual) to accompany your advert. Please note that all photos will only be published at our discretion and are non-returnable.

When sending in your advert, please write clearly in BLOCK CAPITALS up to a maximum of 30 words, plus state your contact details. Please use the order form provided.

# Bargain Basement

Advertisements from traders or for equipment that is illegal to possess, use or which cannot be licensed in the UK, will not be accepted.

No responsibility will be taken for errors.

You should state clearly in your advert whether the equipment is professionally built, home-brewed or modified.

The Publishers of *Practical Wireless* also wish to point out that it is the responsibility of the buyer to ascertain the suitability of goods offered for purchase.

## For Sale

**6m (50MHz) amp**, GS35 triode 80W drive, 100W output, professionally built, £850. Icom 551 6m (50MHz) 10W, £275. New 8874 triode, £150. 2C39BA valves, £18. 23cm (1296MHz) 'H' frame for 8 x 23-ele, £10. Eric, after 6pm on (01925) 490283.

**50 channel hand-held PRO-70 scanner**, excellent condition, £90. NiCads and new, boxed, battery pack, instruction manual, v.h.f., Air, amateur, u.h.f., 70cm u.h.f. 'T' band with charger, post free, r/duck antenna. George on (01443) 437345 or 436073.

**60ft 4 section Altron tilt-over tower** with electric hoist winch and Ham M rotator, various spares, two new ropes, ground post cut off at ground level and requires extension, £350. Hygain TH5 5-element tri-band, £275. G3BWW on (01892) 750555.

**AEA PK900 TNC dual port multi-mode**, as new condition, little use, leads, manual, s/ware, boxed, cost £380, accept, £190. AVO meter DA116, as new, £70. AVO meter model 8 Mk5, £50. GW4DTQ on (01745) 857119. E-mail: dgibbon@globalnet.co.uk

**Alinco 2m (144MHz) hand-held model DJ-1SE** with NiCads, spare battery case, d.c. power lead, car adapter, £110 o.n.o. G4BRX, QTHR. Tel: Cheltenham (01242) 675321.

**Alinco DJ-580 v.u.h.f. handie** with charger and two batteries, £115. Toyo thruline p.w.r./s.w.r. meter 144/435MHz, £25. FT-480 multi-mode with 50W linear, £125. Collins 30L1 linear, £300. Tel: (01491) 838735 evenings.

**Alinco DX70 h.f. + 6m (50MHz)**, hardly used, sell for, £500 or swap for h.f. base rig with tuner, also 2m (144MHz) v.h.f. transceiver, NDI with mobile bracket, £40. Tel: after 6pm (01902) 496241 any day.

**All types of valves for sale**, new/used: PM valves KT88, EL34, ECC, 81, 82, 83, etc., many other valves. Tel: 0113-240 3496.

**AOR 7030**, excellent condition, complete with remote power supply, instructions, etc., £495. Buyer pays P&P. Tel: (01772) 882189.

**AOR AR8000**, 500kHz to 1900MHz, a.m., n.f.m., w.f.m., u.s.b., l.s.b., c.w. scanner, case, NiCads, charger, boxed, sensible offers or swap for Yaesu FRG-100 plus cash or AOR AR7030 plus cash. Tel: (01243) 268816.

**AOR AR8000**, less than year old, hardly used, boxed, power supply, 500kHz to 1900MHz, no gaps, all modes (a.m., f.m., w.f.m., u.s.b., l.s.b., c.w.), 1000 memory channels, full manuals, £275. John, Essex. Tel: (01708) 445961 evenings, after 8pm.

**AR3030**, bought 16/9/97, as new, cost £684, fitted Collins 2.5kHz filter + v.h.f. converter, 140-169.999MHz, boxed, manual, power supply, plus G5RV antenna, 51ft, CTU8 antenna tuner, freq. book, sale for £450. Bill, Morecambe. Tel: (01524) 833506.

**AR7030**, almost new, £450. AR2800 base or mobile, s.s.b., boxed, £150. Kenwood R-2000, v.h.f., boxed, £275. Grundig Satellite 2100 multi-band, £145. Grundig Yacht Boy 230, Toshiba 11 band, £60. Sony ICF-7600G, s.s.b., £80. Sony ICF-77, boxed, £180. Zenith 1000 in leather case, like new. Tel: W. London 0181-813 9193.

**Armstrong stereo 55 valve receiver**, Leak Delta 75 receiver, 2 Leak stereo, 30 amplifiers, matching tuner quad FM1 tuner, Roberts valve portable and more, £200 for all. Please write to David Palmer, 23 Jubilee Terrace, Elmwell, Bury St Edmunds, Suffolk IP30 9DH.

**Bargain! V-212 20MHz dual-beam oscilloscope**, hardly used, signal generator CT-452A ex-Navy, very stable, 10Hz to 72MHz, Black Star (Meteor 100) freq. counter, 5Hz to 100kHz, lab standard, prefer buyer to collect, £70 o.n.o. Tel: Sheffield 0114-287 2957.

**CapCo mag loop**, 10m, 15m, 20m (14/21/28MHz) + rotator, etc., good performer, £50. Tel: Suffolk (01284) 768084.

**Century 22**, HW7, HW9, PCR1, mains battery p.s.u. Wanted Akai portable v.c.r. Tel: (01609) 772702.

**Channel Master Colorator** with bearing, new, boxed, £55. Yaesu FR-50B amateur receiver, £60. HF-3 Target receiver, £80. Both very good condition Band II 5-element aerial, 10 x 1 1/2in alloy mast, £10. 80m length of Popes HF-100 coax

u.h.f. 50X TX, £30. Steve, Devon. Tel: (01392) 430776.

**Chelcom CAHFV1 80m (3.5MHz) vertical aerial**, little use, £80 plus carriage. 386 m/board and cpu, £10. 4 x 1Mb RAM, £10. 80Meg HD, £15. Panasonic KXP1081 printer, stand, ribbons, re-ink, paper, £30. Hugh M0ACF, Wilts. Tel: (01225) 706687.

**Computers**: two of 486DX2, 80MHz, 8Mb memory, 2 hard disks, SVGA monitor, two Tait 500s, v.h.f. and u.h.f. oscilloscope, 50MHz Hitachi I.c.d. colour display lap top 286, 2.5Mb, all to go. Tel: (01908) 642506 home or (0411) 550306 mobile anytime.

**CR100 receiver**, good condition and in full working order, with original service manual, £100. G8AHE on 0121-458 2406.

**Eddystone EC-958 30kHz to 30MHz RX**, 19in rack mount, spares or repair, £25. Buyer collects or pays carriage. Tel: (01691) 831312.

**Eddystone EC10 RX**, g.w.o., £60. Tel: (01767) 627498.

**Eddystone EC958/5** alias Marconi Nebula, 10kHz to 30MHz, ships main receiver, £150. Les GONXI, Newton Abbot. Tel: (01626) 351994.

**Ferrograph vintage reel-to-reel tape recorder**, series 7, model 713H, mono, three speeds, three heads, £20. Tel: 0121-373 4965.

**For spares or repair receivers**: Heathkit RA1, Trio JR310, Grundig Satellite 2000 with BFD, no time or space. Tony on (01905) 641759.

**Front panels**: FT-757, £10. IC-728, £10. IC-575, new, £15. FT-736R, as new, £15. IC-970, as new, £20. Wanted SP20. Tel: (01953) 884305.

**FT-900AT**, few hours use, unmarked, as new, mic., manual, box, £749. FT-1000D 200W, £400 worth of options fitted, very reluctant sale, unmarked, as new, latest serial number, £1995. FRG-7 RX, £99. Carl G4GTW, Nr. Southampton. Tel: (01489) 789960.

**Grundig world receiver radio Yacht Boy 400**, complete with compact antenna, short wave quality earphones, power adapter, instruction book, world-wide call sign book, little used, £50. Tel: Nr. Oxford (01993) 830815.

**Heathkit GR54 200kHz-30MHz**, g.w.o., £100 o.n.o., suit beginner or collector. Disabled person, must sell. Yaesu 221R 0-30W, f.m., l.s.b., u.s.b., g.w.o., showing its age, £150 o.n.o. Ted Barty G60DA, QTHR. Tel: 0171-739 7773 9am to 3pm.

**Heathkit transmitter DX-404** with variable frequency oscillator VF-1U, £100 the pair. Also Eagle Morse (bug) key, £25. Tel: Norfolk (01485) 520903.

**HF-3 Target receiver**, 150kHz to 30MHz, l.s.b., u.s.b., a.m., as new, p.s.u., antenna, manual, £120. Roger Kennedy, 7 Wyatt St., Kettering, Northants NN16 0DT.

**Howes CTU8 a.t.u.**, g.w.o., boxed as new, £15 if collected or postage extra or w.h.y.? Howes RA30 r.f. attenuator, built as new, £4. John on (01634) 233058.

**Hustler 5BTV vertical antenna**, 10 to 80m (3.5 to 28MHz), as new, £97. Tel: (01320) 366331.

**Icom 706 MkI**, mint condition with s.s.b. filter, £600 o.n.o. Tonna 70cm power splitter, 2-way, £25 o.n.o. Ricoh KR10 s.l.r. camera, 35mm, mint condition, £45. Pentax ME Super body, £60 o.n.o. Tel: 0181-423 0576 after 6.30pm.

**Icom 775DSP**, excellent condition with SM20 base mic., £1750. Kenwood TS-850SAT, £750. Yaesu FT-102, excellent condition, £350. Gary on (01203) 559702.

**Icom IC-3210 2/70 mobile**, £225. Kenwood PS31 20A, as new, £115. Microset RU20 70cm (430MHz) amp, unused, £55. Realistic HTX100 mono band mobile, as new, £140. FT-101ZD f.m. board, £40. CW filter, £40. Fan, £20. Tel: (01953) 884305.

**Icom IC-706**, £600. Yaesu FT-736R dual/b multi base, £875. FT-726R 2, 70, 6 + SAT board, all-mode base, £750. All as new and boxed. FTV-144 v.h.f. module, unused, £65. AOR 2002 1300MHz scanner, as new, £185. Tel: (0468) 756762.

**Icom IC-735** with A2H and controller, £550. IC-228H 45W, manual, £150. Les GONXI, Newton Abbot. Tel: (01626) 351994.

**Icom IC-751A**, £575. Yaesu FT-4700RH 2m/70cm (144/430MHz) 50W f.m. mobile, extended receive, £275. RN Electronics 4m (70MHz) transverter, 2m i.f., 10W, £110.

Katsumi keyer EK150, £40. Pye A206 6m (50MHz) linear, 50W o/p for 6V in. G40HJ, Warwickshire Tel: (01789) 773286.

**Icom IC-901E** dual-band 2m/70cm mobile transceiver with detachable front, complete with UX-S92E 2m (144MHz) s.s.b. unit, UXR-91A wide band receiver unit plus lots of extras, was very expensive. Tel: W. Yorkshire (01274) 880895.

**Icom IC-R10 hand-held**, f.m., w.f.m., a.m., c.w., s.s.b., 0.5 to 1300MHz, v.s.c., 1000 memory bandscope, multi function dot matrix display, full computer access, tunable bandpass filters, 14 tuning steps, £200. Frank on (01295) 670108.

**Icom IC-R70 base short wave receiver**, excellent condition, instruction manual, £380 o.v.n.o. genuine reason for sale. Mick, Reading. Tel: 0118-941 4605 evenings, Sundays.

**Icom IC-R7000**, 25MHz to 2GHz, mint, boxed, service manual + d.c. cable, £550. Marconi TF2008 a.m.-f.m., signal generator, also sweeper, 10kHz to 510MHz, g.w.o., service manual, £175. SE Labs counter/timer fitted, 10MHz crystal oven d.c. to 150MHz, g.w.o., £40. Cliff, Surrey. Tel: 0181-656 3137.

**Icom IC-R8500**, mint, £835. Grundig Satellit 5000A, £75. Icom multi-mode, mint, £225. MVT-7100, new, £170. CVR8800 Tele reader, £70. 38 Set MkII, £20. Tel: Essex (01279) 815020.

**Icom IC-R9000 receiver**, 0-2000MHz, all mode spectrum scope, seven filters included, i.f. shift notch, 1000 memories, TV output input, N8 r.f. gain, alpha numeric, etc., worth £5000, best radio ever, £2250. Tel: E. London 0181-478 7490.

**Icom ICR-71E receiver** with IC6X257 f.m. unit, boxed with manual, mint condition, £450. Icom ICR-10 all-mode scanner receiver, mint, boxed, £185. Kenwood TH-22E trans/rec. hand-held, mint condition, boxed, £150. Graham after 6pm on (01634) 717365.

**JRC NRD-535 general coverage receiver** with optional boards fitted, £895. Also Lowe Europa HF-225 with keypad, £325. Both excellent condition and Yaesu FRG-7700 in v.g.c., £225. David on (01206) 512575.

**Kenwood 790E** u.h.f./v.h.f. multi-mode base, as new, £995. Yaesu FT-7 h.f. TX/RX, as new, £220. Meteor 600MHz freq. counter, £70. FC-707 a.t.u., £95. FTV144 transvert module, unused, £65. TSU7 CTCSS, unused, £25. Tel: Dereham (01362) 821125.

**Kenwood TM-733 144/440MHz f.m.** data bander, 50W 2m, 35W 70cm dual port fist mic., manual, as new, boxed, £325. For full details telephone or E-mail. Tel: (01773) 810010 or E-mail 113006404@compuserve.com

**Kenwood TM255E 40W 2m (144MHz)** multimode mobile transceiver with detachable front panel, boxed, like new with instructions, used by non-smoker and never been used mobile, bargain at £395, no offers. Barry M0APO on (01274) 880895.



**Kenwood TM733E**, mint, 2m/70cm (144/430MHz), 5, 10, 50W, 3, 10, 35W, boxed, £400 o.n.o. Swap for Icom IC-706 MkI or Alinco DX70 h.f./6m (50MHz), with cash difference. Also wanted 23cm gear, info., help, please 'phone after 6pm. Mike 2E1FCG, 18a High Street, Hoyland, Barnsley S74 9AB, Tel: (01226) 742971.

**Kenwood Trio TR-9130 2m** (144MHz) multi-mode, fist mic., base mount, mobile bracket, manual, also Adonis AM-805G compressor desk mic. to fit above radio, g.w.o., £325 o.v.n.o. Len MOBOs on 0151-346 9062.

**Kenwood TS-120 h.f. transceiver**, £250. Nova 2m (144MHz) mobile, £90. Kenwood BC10 hand-held charger, £10. Solatron dual trace scope, swap for Thandar or other portable scope. Wanted Kenwood SM220 monitor/scope. Tel: (01603) 745512, weekends only.

**Kenwood TS-450S**, good condition, silent key sale, £550, carriage extra. Dave on (01443) 683912.

**Kenwood TS-50**, mint, £675 o.n.o. CapCo a.t.u., £275 o.n.o. Comet CD160H meter, £95 o.n.o. Tel: Somerset (01278) 795495.

**Kenwood TS-850SAT** with extra filters and built-in a.t.u., £750. Kenwood MC-60 dynamic mic., £65. Kenwood HS-5 headphones, £50. Bencher iambic paddle, £50. Manson p.s.u., 30A, £40. All never used and boxed. Tel: Bath (01225) 331643.

**Kenwood TS-870 h.f. transceiver** (d.s.p.) plus Manson EP925 p.s.u., all boxed with manuals, £1250. Icom 701 h.f. transceiver plus Icom p.s.u. ICPS20 and manuals, £385. Datong Morse tutor and keyer, £50. Yaesu FRG-7 receiver, excellent condition plus manuals, £135. B. Brown on (01222) 832253.

**Kenwood TS-940**, hardly used, £875 o.n.o. Tel: (01705) 265715 evenings only.

**Kenwood TS-940S h.f. base station** with SP940 speaker, most options, mint and boxed, sensible offers, TS510 with p.s.u., £80. SB10U s.s.b. adapter for a.m. rig, £30. Tel: (01722) 743270.

**Kenwood TS-940S**, good condition, 500Hz, c.w. filters fitted, £800 o.n.o. Tel: Lichfield (01543) 255992.

**Kenwood TS-950SD** with DSP100 fitted, MC85 microphone, £1650. Alinco DX70TH, only two weeks old, 100W on h.f. and 6m, £595. HF amp KW500 old work horse, £150. Very reluctant sale. Steve on (01803) 665772.

**KW Electronics a.t.u.**, high power type 109, £90 plus post. Tel: (01663) 744087.

**KW2000A transceiver**, p.s.u., manual (in original boxes), v.g.c., £160. KW103, s.w.r. meter, £40. Rascal RA17 h.f. receiver, excellent, £120. Rascal RA137 i.f. adapter, g.w.o. with manual, £95. Wartime Marconi ship's h.f. receiver, g.w.o., £95. Tel: Yorkshire (01482) 869682.

**KW2000E**, p.s.u., mic., £160. FT-200 working, no p.s.u., £60. WS No. 19 from £80. R1155 from £80. A14LP with a.t.u., £90. CR-100, £30. Eddystone 358X, no p.s.u., £100. P/ex for mil. sets. Tel: (01562)

743253 or E-mail: 106312.1035@compuserve.com

**LAR omni-match a.t.u.**, g.w.o., as new, £20 or exchange, w.h.y.? Buyer collects or postage extra. John on (01634) 233058.

**Lowe HF-225** with AMSS/f.m. option, in original box with handbook, £250. Timestep Prosat II WXSAT receiving/tracking software with PC card, handbook, £50. Mike G8JVE on (01903) 770325 after 6pm/weekends.

**Microwave Modules 2m (144MHz) linear**, 10W in, 100W out, integrated pre-amp, perfect condition, £95. Bryn G4ZHI on (01491) 872779.

**Microwave Modules 144 100 I.s.** 2m (144MHz) 100W linear amplifier, as new, £100. Pakratt PK232 all mode packet TNC, as new, £150. Tel: (01294) 463114.

**Nevada TM1000 a.t.u.**, 1kW p.e.p., as new, £90. Derek G0DEW, Nantwich, Tel: (01270) 668111.

**New and used valves for sale.** KT88, EL34, 6V6G, EL84, ECC81-82-83, many more. Tel: 0113-240 3496 for details.

**Philips D2935 receiver**, boxed, unused, hence, £99. Uniden 2021 receiver, box, excellent condition, aerial adjuster built in, £80. Grundig YB500, excellent condition, £70. Sony ICF-7600G, excellent condition, £70. Details on (0585) 111181.

**PK88 packet terminal unit**, £80. AMT3 AMTOR/RTTY terminal unit, £50. MFJ-1289 multi-mode terminal processor, suit any MFJ-1270 series T.N.C., £25. Tel: 0121-742 3832.

**Rascal RA1772 receiver** with operator manual and maintenance manuals, buyer to collect, £550. Tel: Pontypridd (01443) 204180.

**Rascal s.s.b. adapter model RA218**, also i.f. unit RA37, £100 the pair. GPO radio 0-30 1960s Model R1, £25. Dynamotor signal corps USA 115V, 425V, 105V, 6.3V, untested, offers. John on (01538) 385735.

**Realistic DX-302 quartz synth.** comm. receiver, 10kHz through 30MHz, in 1MHz bands, little used, boxed, £80 o.n.o. Tel: Telford (01952) 608449.

**Realistic HTX100 28MHz mono bander**, 5-25W, freq. read out, scan facility, up-down mic., as new, £145. Sorno 4000 70cm (430MHz) hand portable, £25. Large battery pack for IC-2E, £15. Tel: East Anglia (0468) 756762.

**Revox B77 high speed 2 track**, perfect condition, known history, £425. Also Rogers Cadet valve stereo power amplifier, £65. Tel: (01623) 812455.

**Revox professional reel to reel stereo tape recorder**, excellent condition, g.w.o., loads of spare tapes with full working instructions, £25 o.v.n.o. plus carriage. Tel: (01255) 820116.

**Short wave receiver**, Lowe HF-225 complete with power unit and telescopic aerial, little used, £225 o.n.o., can be heard working. Tel: Hants (01252) 617454.

**Silent key sale:** NRD-525 general

coverage short wave receiver, £550 o.n.o. Realistic PRO2022, 200 channel scanner, £125 o.n.o. MFJ-16010 random wire a.t.u., 160-10m (1.8-28MHz), £25 o.n.o. Telco low pass filter, 50-70Ω, £20 o.n.o. Micronta multi-meter, £15 o.n.o. Tel: 0121-430 2929.

**SK sale GOOPE:** FT-290R2, FL-2025 PA, headset, speaker, collinear (all as new), Daiwa PS120 p.s.u., R2000 with v.h.f. adapter, KX3 a.t.u., HC10 world clock, Bearcat UBC175XL, FT-202 with base charger. Offers to Bob GODAM, QTHR. Tel: Doncaster (01302) 537670.

**Solarton oscilloscope CD-1400**, manual, tools, connector, 4 1/2 in tube, perfect condition, Lyons variac 0-270V, £25. BC221AJ modulated motor for spares, £20. Realistic cardioid mic., £10. Telex SWL-610 headphones, intruder house and garage alarm, £15. Tel: (01386) 41951.

**Sony ICF-7600DS**, boxed, manuals, £80. Trio TS-130S h.f. rig, £300. Daiwa CNW518 tuner, cross needle, 1kW handling with s.w.r. ref. for, £125. Dave GW4VDP on (01407) 762197.

**Sony ICF-77**, like new, £160. Sony 2001D with airband, £160. Sony 7600G s.s.b., £70. Kenwood R-2000 + v.h.f., £270. FRG-8800, like new, £250. Grundig Satellite 2100, excellent condition, £140. Grundig 230, 16 bands, £50. Toshiba, 11 bands, £50. Sony ICR, 32 bands, world zone, with Sevil base, excellent condition, £350. Tel: W. London 0181-813 9193.

**Surrey Electronics broadcast and communications receiver 2**, modified Yaesu FRG-8800, current price, £1500+, asking for, £435. FR7-7700 tuner, £40. Tel: Falmouth (01326) 340574.

**Swan Astro 150 h.f. s.s.b./c.w. transceiver** and matching p.s.u., 934MHz u.h.f. transceivers/accessories - still legal. No reasonable offer refused or swap, w.h.y.? Tel: (01992) 718105.

**Teac 32-2B twin track stereo tape deck**, 7 1/2 and 15in/sec, takes 10in reels, complete with handbooks, little used, £150. Tel: Malvern (01684) 564713.

**TenTec Corsair MkII**, all additional filters fitted, remote VFO263 deluxe p.s.u./spkr, desk mic. 705A, KR1B dual paddle key, all matching, all handbooks, leads, plugs, tools, all as new, £695. G4YZX, Dover. Tel: (01304) 373101.

**Test set IE-19A** Colonial Radio Corp 100-155MHz, oscilloscope I-130-A and field strength meter I-95-B in wooden case, offers. Derek G3BEQ, London. Tel: 0181-764 5940.

**Tona 2m (144MHz) nine element crossed Yagi** in sound condition including two off 12m HD coax cable and manual, buyer inspects and collects, £45. Tom, Derby. Tel: (01332) 767960.

**Tools and test equipment** no longer required due to retirement. Tel: (01382) 775493.

**Tower Top Bearing 2in ID** sealed for life, brand new cast iron base, £30 o.n.o. G3YRB, Croydon. Tel: 0181-684 3974.

**Trio 2m (144MHz) base station TS-**

**700 all-mode**, built-in p.s.u., £230. Kenwood AT200 antenna tuner, £95. Coutant 15A p.s.u., £40. Tel: West Midlands 0121-358 3639.

**Trio TR9000 2m (144MHz) multimode**, PS20 power supply, SP120, Microwave Modules 144-100S, BO-9 base plate, excellent condition, £265. Tel: (01923) 244011.

**Trio TS-120V QRP 10W s.s.b./c.w.** 500Hz filter, can be seen/heard working, ideal for QRP Novices, mobile, £200 o.n.o. or exchange for FT-101ZD or TS-520 with slight cash adjustment. Peter M0B00, Bromley. Tel: (01689) 858635 evenings.

**Trio TS-830S**, 10-160m (1.8-28MHz), manual, immaculate, £400. Chrissy, Bromley. Tel: 0181-290 1783.

**TS-830S**, AT230, SP230, MC50, boxed with manuals, all in excellent condition, prefer buyer to inspect and collect, £425 o.n.o. Colin GW0WUL, QTHR. Tel: (01443) 690608.

**TS-850SAT auto a.t.u.**, voice synth. SP31 speaker, as new, £950. FT-736R 2/70 (144/430MHz) base, as new, £875. FT-726R 2/70 (144/430MHz) base, as new, £595. FT-726R 2, 70, 6, as new, £725. AOR 2002 scanner, as new, £185, boxed, mint. Tel: (01953) 884305.

**WWII Canadian 52 receiver**, no mods, £85 with h.t. meter, GEC mains Bakelite radio BC5243 i.w.-m.w., £30. reel-to-reel tape recorder, Collaro 4 track 3 motors with tapes, £35. Roy Jowett on (01282) 866181 or work on 863823.

**Yaesu antenna controller** and program, almost new and never used outside, v.g.c. and v.g. working order, £100 including postage, special delivery (UK). Tel: (01273) 720007.

**Yaesu FC-700 a.t.u.**, £70. Alan ADI-AT-18 2m (144MHz) hand-held, boxed, good condition, £75. Sadelta MB30 desk mic., £20. Team Maxi 3000, CEPT, CB hand-held, £40. Alan 48 CEPT, CB, excellent condition, boxed, £50. Jon G0IUE, Wiltshire. Tel: (01225) 791645 evenings or (01264) 382282 daytime.

**Yaesu FC-707 antenna tuner**, designed for use with FT-707 or FT-77 but can be used with other h.f. rigs, £70. Tel: 0141-632 5408, ask for Dave.

**Yaesu FRDX400 amateur bands RX**, 2m (144MHz) and 6m (50MHz) options fitted, c.w., s.s.b., a.m., f.m. KW2000A TX/RX, p.s.u. Heathkit DX40U c.w./a.m. TX, all with manuals, £100 the lot. Tel: Whitstable (01227) 770656.

**Yaesu FRG-7700** plus Joymatch a.t.u., mint condition, £220 o.v.n.o. Yupiteru MVT-5000 scanner, 25-1300MHz, v.g.c., offers. Tel: (01484) 315396 and (01744) 892773.

**Yaesu FT-1000MP**, d.c. model, six months old, boxed, etc., £1100. Manson EP925 12V 30A power supply, £50. CapCo mag loop, 14-28MHz, £50. Heath HW9 QRP TX/RX, £200. Pete, Glos. Tel: (01452) 741036.

**Yaesu FT-1000MPDC**, three months old, reluctant sale, £1650 o.n.o., box and all. Kenwood TS-940S, £1000. Anthony on (01861) 511257.

**Yaesu FT-101Z** u.s.b., l.s.b., c.w. and f.m. board fitted, in very good condition with full workshop manual and mic., £230 o.n.o. Tel: Northampton (01604) 648091.

**Yaesu FT-101ZD**, six bands, 1.8-28MHz (160-10m), s.s.b., c.w., f.m., VOLMET 5.450, 5.505MHz, instruction book, service manual, mic., output valves, 12V d.c. unit, original packing box, good, used twice weekly on 3.5MHz, £250. Alan G3MBL, Bury St Edmunds. Tel: (01284) 827379.

**Yaesu FT-102**, narrow c.w. and s.s.b. filters fitted, manual, workshop manual, mic., v.g.c., boxed, £400. Would exchange with cash for IC-R7000. Wanted AOR WX1000 WEFAX decoder. G4XZL after 6pm on (01705) 388488.

**Yaesu FT-290R MkII** with clip on amplifier, boxed, £380. Kenwood AT-230 a.t.u., boxed, £200. Kenwood TH-42E 70cm (430MHz) hand-held, little used, boxed with charger, £150. All items in good condition. Reg G00OF, Stroud. Tel: (01453) 766171.

**Yaesu FT-290R**, boxed with NiCads, v.g.c., £180 o.n.o. AR8000 hand-held scanner, boxed with p.s.u. and NiCads, v.g.c., £190 o.n.o. Tandy DX394 short wave RX, boxed, one month old, £100 o.n.o. Tel: (0498) 715084.

**Yaesu FT-470 2m/70cm** (144/430MHz) hand-held, CTCSS, new NiCad and charger, boxed with manual, speaker mic., excellent condition, £130. Microset 2m (144MHz) linear f.m./s.s.b., 5/25W, little used, £50 or £165 for both. Paul G7SRV on (01444) 458372 or 0171-327 3554 business hours.

**Yaesu FT-707 a.t.u.**, FC-707 power supply, FP-707, good condition, good working order, £300. Tel: (01832) 732846.

**Yaesu FT-736R** v.h.f./u.h.f. transceiver, 2m/70cm (144/430MHz) with filtered speaker and voice board, all mint and boxed, used mainly on receive only, £995. Craig on (01246) 410409 9-5pm weekdays only.

**Yaesu FT-757** with FC-757 with FP-707, boxed with manuals, £625. R-5000 receiver, £450. Home-brew Z-Match with s.w.r., 80 to 10 (3.5-28MHz), £20. Tel: (01937) 844197.

**Yaesu FT-8000R 2m/70cm** (144/430MHz) base mobile station, 50W output, as new, in box, £300. Power supply PS-30M, £60, as new. Watson W-300 2m/70cm (144/430MHz) antenna, £49. Tel: Prestatyn (01745) 852691.

**Yaesu FT-902 d.m. transceiver** with Yaesu FL2000Z linear amp, mint, £750. Seen working at QTH. Arthur G3YRB, QTHR. Tel: 0181-684 3974.

**Yaesu FTD401**, matching v.f.o. speaker, works on RX but no p.a. valves, might want setting up, can be seen RXing, £50, buyer collects. 2E1ENE on (01332) 741564.

**Zenith Trans-Oceanic R-7000**, mint, f.w.o., manual, log book, 1968, £250. Grundig 3005, 0-30, f.m.-US hence only, £65. Nordmende MESA 4404 f.m.-US, £60. Sony 6800W s.w.-US, mint, other manual, £55. Peter, Cheshire. Tel: (01928) 773628 anytime.







# Classified Ads

To advertise on this page see booking form.

## Valves

**VALVES GALORE** Most valves available from stock. Otherwise obtained quickly. Please send SAE stating requirements or telephone. **VALVE & ELECTRONIC SUPPLIES** Chevet Books, 157 Dickson Road, Blackpool FY1 2EU. Tel: (01253) 751858 or Fax: (01253) 302979.

**VALVES WANTED** for cash: KT88, PX4, PX25, DA100, EL34, EL37, CV4004, ECC83. Valves must be Mullard/GEC, West European to achieve this price. Ask for free wanted list. Prompt and courteous service. Visitors please phone for an appointment (we are a very busy Export Warehouse). Billington Export Ltd. Billingshurst, West Sussex RH14 9EZ. Tel: (01403) 784961. Fax: (01403) 783519.

E-mail: [BillingtonExportLtd@btinternet.com](mailto:BillingtonExportLtd@btinternet.com)

**VALVES:- OVER 50000 STOCKED** Ham, Vintage, Military, Audio. SAE for FREE list to: Wilson Valves, (Jim Fish G4MH), 28 Banks Ave., Golcar, Huddersfield, West Yorks HD7 4LZ. Tel: 01484 654650. Fax: 01484 655699. E-mail: [wilsonvalves@surflink.co.uk](mailto:wilsonvalves@surflink.co.uk) Visa etc. Fast & personal service.

**CASH FOR VALVES.** ECC32 £10. ECC33/35 £6. ECC83/EF86 £3.50. KT66 £40. KT88 £65. EL34 £20. EL37 £18. PX4 £70. PX25 £130. GZ34 £8. GZ32 £8. DA100 £150. 4212E £150. PT15 £10. Ask for free wanted list.

Colomor (Electronics) Ltd, Unit 5, Huffwood Trading Estate, Bookers Road, Billingshurst, W. Sussex RH14 9RZ.

Tel: 01403 786559. Fax: 01403 786560.

E-mail: [giacomelli@colomor.demon.co.uk](mailto:giacomelli@colomor.demon.co.uk)

## TOP PRICES PAID

for all your valves, tubes, semi-conductors and ICs.

**Langrex Supplies Ltd.**  
1 Mayo Road, Croydon  
Surrey CR0 2QP.

TEL: 0181-684 1166. FAX: 0181-684 3056.

## Holidays

**NORTH WALES HOLIDAYS** - Caravan - bunkhouse - camping. Elevated rural site, two miles from beach, use of shack and antennas, open all year. Tynrhos, Mynytho, Pwllheli.

Tel: 01758 740712. Packet address: GW4VAG@GB7BAY#55.GBR.EU

## For Sale

**QUARTZ CRYSTALS** 4kH-300MHz FM £1.50. Ceramic, SAW filters. TTL oscillators FM £2.50. New 16 page list. Q Electronic Design. Tel: 0181-391 0545. Fax: 0181-391 5258.

**TECHNICAL MANUALS**, AR88, CR100, R210, HR0. £5 each. Circuits £1.50. Hundreds available. SAE list. Bentley, 27 De Vere Gardens, Ilford, Essex IG1 3EB. Tel: 0181-554 6631.

**THE UK'S LARGEST SOURCE** for Vintage Service data, circuits and manuals from 1900 to the 1970s. Free brochure from Tudor Gwilliam-Rees, Savoy Hill Publications, 50 Meddon St, Bideford, The Little White Town, North Devon, EX39 2EQ. Tel: 01237 424280.

E-mail: [tudor.gwilliam-rees@virgin.net](mailto:tudor.gwilliam-rees@virgin.net)

Visa & Mastercard accepted.

**INTERESTED** in vintage wireless? Send 2 x 1st class stamps for latest list of books, bits & pieces etc. Old Time Supplies, PO Box 209, Banbury, Oxon OX16 7GR.

**JAPANESE TRANSMITTING TUBES** and microwave semi-conductors for broadcasting, communication and industrial use. T. Yoshihara, Osaka, Japan. Fax: 816-338-3381.

**RESTRICTED SPACE AND FULL SIZE MULTIBAND AERIALS** 28/132ft, built, kits, parts, baluns, data. SAE. Aerial Guide £1.50. G2DYM, Uplowman, Devon EX16 7PH.

Tel: 01398 361215 anytime.

**MANY RARE VALVES** (including PX4, bright emitter). Send £1 for list (refundable). D Thompson, 83 School Lane, Hartford, Cheshire CW8 1PW.

**ARMY FIELD INTRUDER DETECTION SYSTEM** electronic tripwire type for use on 12V DC uses optical Infra-red Tx & sensor units will monitor up to 4 remote locations and gives Ind by means of phone, Ind lamps, and 3 digit counters with mounting hardware, etc. See list price £95 inc post. Mail order only. List 64/1 free on request. B Slater, 6 Palmer Rd, Sutton on Trent NG23 6PP.

**HOUSE FOR SALE** QTH bungalow 3 bed, bathroom, cloakroom, well-fitted kitchen, large lounge/diner, conservatory, GCH, double glazing, good radio location, long driveway, detached garage, 36ft wind-up tilting mast, 2m beam & dipole. fitted rotator custom built shack £126,500. Dave G3PUZ nr. Fordingbridge. Tel/Fax: 01425 656039.

## Educational

**RAE PAY AS YOU LEARN CORRESPONDENCE** £3 per lesson includes tuition. Ken Green, C.Eng., M.T.E.E. Chylean, Tintagel, Cornwall. Tel: (01840) 212262.

## Computer Software & Hardware

**PC SSTV-DATA** Tx/Rx pack £35.95. Other PC/AMIGA SSTV/Packet Interfaces. SAE leaflets, Super Demo-Utils disk £1. Peter Lockwood G8SLB, 36 Davington Road, Dagenham RM8 2LR. Tel/Fax: 0181-595 0823.

**HAM/SCANNER SHAREWARE** External range. Free disk list. Tel: 01732 852146. Pentium systems also sold.

**CD-ROM** massive servicing and troubleshooting "Technical Encyclopaedia 1997". Learn to repair everything electronic, electrical, computers, monitors, printers, TVs, Hi-Fi, domestic appliances etc. RRP £99. Bargain £20. Tel: 01633 283371.

## Wanted

**WANTED FOR CASH** Valve or solid state communication receivers Pre-1980. Preferably working and in good condition. Non working sets considered also domestic valve radios. Items of Government surplus wireless equipment and obsolete test equipment. Pre-1965 wireless and audio components and accessories. Pre-1975 wireless and TV books and magazines. Also, most valves wanted for cash. Must be unused and boxed. CBS, 157 Dickson Road, Blackpool, FY1 2EU. Tel: (01253) 751858 or Fax: (01253) 302979.

**DEAD OR ALIVE HAND-HELD** PMR radios, especially Motorola, Tait and Philips. Anything considered. W.H.Y? Tel: Philip 01908 365726 or Fax your list 01234 391152.

## QSL Cards

**HIGH QUALITY BUT LOW PRICES** personal and specialist designs from 'standard' to B&W and full colour photographs including SWL, fast service. SAE for samples: Adur Village Press (G4BUE), Highcroft Farmhouse, Gay Street, Pulborough, W Sussex RH20 2HJ. Tel 01798 815711

## Miscellaneous

**VALVE ENTHUSIASTS:** Capacitors and other parts at attractive prices! Ring for free list. Geoff Davies (Radio), Tel: (01788) 574774.

**VIDEO TAPE CONVERSIONS** NTSC PAL SECAM digital processing. Includes cine conversions. Fast service. G3LQP QTHR. Tel 0181-642 4956.

Please photocopy this form if you prefer

## ORDER FORM FOR CLASSIFIED ADS

PLEASE WRITE IN BLOCK CAPITALS

The prepaid rate for classified advertisements is 42 pence per word (minimum 12 words), box number 70p extra. Semi-display setting £13.90 per single column centimetre (minimum 3cm). Please add 17.5% VAT to the total. All cheques, postal orders, etc., to be made payable to PW Publishing Ltd. Advertisements, together with remittance, should be sent to the Classified Advertisement Dept., Practical Wireless, Arrowsmith Court, Station Approach, Broadstone, Dorset BH18 8PW. Tel: (01202) 659920, Fax: (01202) 659950

Please insert this advertisement in the ..... issue of Practical Wireless (if you do not specify an issue we will insert it in the next available issue of PW) for ..... Insertion/s. I enclose Cheque/P.O. for £..... (42p per word, 12 minimum, please add 17.5% VAT to total).

Name: .....

Address: .....

Telephone No.: .....

Box Number @ 70p: Tick if appropriate ☐

Category heading: .....




## LAKE ELECTRONICS

The kits with ALL the bits!

Established for more than 12 years as premium designers and suppliers of kits, components and accessories for radio amateurs and SWLs, our range now includes:

The DTR range of ORP transceivers - ATUs (Tx and Rx) 'CARLTON' 3-band receiver - Audio and noise reduction filters - Antenna coupling transformers ("Magnetic Baluns") - ORP power meter (20W CW/AM/FM plus 40W PEP SSB) - SWR meter - Code practice oscillator.

For a FREE illustrated catalogue, send a large (A5) SASE to:

Lake Electronics, Dept PW, 7 Middleton Close  
Nuthall, Nottingham NG16 1BX  
Phone: 0115-938 2509

E-mail: radkit@compuserve.com



## SERVICE MANUALS & Technical Books

Available for most equipment, any make, age or model.  
Technical Book and Manual Compilations now on CD-ROM.  
Return the coupon for your FREE catalogue on Floppy Disk.

Price crash on all  
our CD-ROMs

### MAURITRON TECHNICAL SERVICES (PW)



8 Cherry Tree Road, Chinnor, Oxon OX9 4QY

Tel: 01844 351694. Fax: 01844 352554.

E-mail: sales@mauriton.co.uk Web Site: <http://dialspace.dial.pipex.com/mauriton/>  
Please forward your latest disc catalogues for which I enclose 4 x 1st class stamps or  
£5.00 for the complete Service Manuals Index on PC disc plus catalogue.

NAME .....

ADDRESS .....

POSTCODE .....

Photocopy this coupon if you do not wish to cut the magazine

## Harlow & District Amateur Radio Society

Rally & car boot sale

**5th July 1998**

FREE entrance & parking

New and better venue

**Mark Hall School, Harlow**

**(A414) First Avenue**

Tables inside £15. Car boot plots £7. For best plots book early.

Talk-in on S22 & SU22. Morse tests on demand. Fax back.

Contact Len G7UFF

Tel: (01279) 832700 Fax: (01279) 864973

E-mail: len.brackstone@virgin.net

## G6XBH G1RAS G8UUS

### VISIT YOUR LOCAL EMPORIUM

Large selection of New/Used Equipment on Show

AGENTS FOR: YAESU • ICOM • KENWOOD • ALINCO  
Accessories, ReVex/Diamond range of SWR/PWR, Adonis Mics,  
Mutek products, Barenco equipment, MFJ products.

WE SPECIALIZE IN ALL TYPES OF PLUGS, ADP, ETC

★ ERA Microreader & BPS4 Filter, SEM Products ★

★ Full range of Scanning Receivers ★

AERIALS, Tonna, Maspro, plus full range of base/mobile antennas.

BRING YOUR S/H EQUIPMENT IN FOR SALE

JUST GIVE US A RING

## Radio Amateur Supplies

3 Farndon Green, Wollaton Park, Nottingham NG8 1DU

Off Ring Rd., between A52 (Derby Road) & A609 (Ilkeston Road)

Monday: CLOSED. Tuesday-Friday 9.00am to 5.00pm. Saturday 9am to 4pm

INTERNET: <http://www.geocities.com/Eureka/1448> E-MAIL: [ras-notnm@geocities.com](mailto:ras-notnm@geocities.com)

R.A.S. (Nottingham)

R.A.S. (Nottingham)

**G6XBH G1RAS G8UUS Tel: 0115-928 0267**

## SYCOM (SYON TRADING)

16 The Ridgeway, Fetcham, Leatherhead, Surrey KT22 9AZ

Tel: (01372) 372587 Fax: (01372) 361421

### FIBREGLASS TELESCOPIC MAST

The Fibreglass Telescopic Mast with an overall length of 33ft is designed to construct antennas for portable purposes, such as field day events, during holidays and weekends away. Unassembled it is compact and light (3.3lbs./1.5Kg.) and only 3ft 10ins in length. The telescopic segments need only to be pulled out and twisted to lock. No tools are required. **£57.95.**

### VERTICAL LOOP ANTENNA (10 - 40 metres)

Loop antennas are very effective DX-antennas due to their low radiation angle which is achieved at relatively low heights. As opposed to long wire antennas this solution offers good signal levels on all the bands. (7 - 28MHz). **£56.95.**

Carriage charge £4.00

SEE THEM AT THE RALLIES

## LAR COMMUNICATION CENTRE

ESTABLISHED 21 YEARS

12 Station Road, Crossgates, Leeds LS15 7JX

Tel: 0113-232 8400 Fax: 0113-232 8401

Approved dealers for Kenwood, AOR, Icom, Yaesu and many others. We sell amateur radio equipment, scanners, shortwave receivers, antennas and over 800 accessories. Books, PW and SWM. Our after sales service is second to none.

We are open Mon to Sat 9am to 5pm We have private customer parking.

### DISCLAIMER

Some of the products offered for sale in advertisements in this magazine may have been obtained from abroad or from unauthorised sources. Practical Wireless advises readers contemplating mail order to enquire whether the products are suitable for use in the UK and have full after-sales back-up available. The publishers of Practical Wireless wish to point out that it is the responsibility of readers to ascertain the legality or otherwise of items offered for sale by advertisers in this magazine.

PHONE  
0181 684  
1166

## LANGREX SUPPLIES LTD

FAX

0181 684

3056

DISTRIBUTORS OF ELECTRONIC VALVES

TUBES AND SEMICONDUCTORS AND I.C.S.

1 MAYO ROAD • CROYDON • SURREY CR0 2QP

24 HOUR EXPRESS MAIL ORDER SERVICE ON STOCK ITEMS

AZ31	£ p	KT66 China	10.00	5Z4GT	3.00	6V6G	8.00
CL33	6.00	KT88 China	12.00	6AD5	2.00	6V6GT	4.00
E88CC	10.00	N78	8.00	6AR5	20.00	6X4	3.00
E180F	8.50	OA2	3.00	6AS7G	7.50	6X5GT	3.00
E10F	3.50	OB2	3.00	6AU5GT	4.00	12AT7	3.00
E810F	20.00	OC3	3.00	6AU6	2.00	12AU7	3.50
EABCB80	2.00	OD3	3.00	6AW8A	4.00	12AX7	5.00
EB91	1.50	PCF80	2.00	6B4G	22.00	12AX7A	7.50
EBF80	1.50	PCL82	2.00	6BA6	1.50	12AX7WA	6.00
EBF89	1.50	PCL85/805	2.50	6BE6	1.50	12BA6	2.00
EBL31	15.00	PCL86	2.50	6BH6	2.00	12BE6	2.00
ECC33	12.00	PD500	6.00	6BD7A	2.00	12BH7A	10.00
ECC35	12.00	PL36	3.00	6BR7	4.00	12BY7A	7.00
ECC81	3.00	PL81	2.00	6BR8	4.00	12DW7	15.00
ECC82	3.50	PL504	3.00	6BV6	4.00	12E1	10.00
ECC83	5.00	PL508	3.00	6BW7	3.00	13E1	85.00
ECC85	3.50	PL509/519	10.00	6BZ6	3.00	57ZB	95.00
ECC88	6.00	PL802	4.00	6C4	2.00	805	45.00
ECC808	15.00	PY500A	3.00	6CB6A	3.00	807	7.50
ECP80	1.50	PY800/801	1.50	6CD6G	5.00	811A	25.00
ECH35	3.50	QDV02-6	12.00	6CL6	3.00	812A	55.00
ECH42	3.50	QDV03-10	5.00	6CG7	7.50	813	27.50
ECH81	3.00	QDV03-20A	10.00	6CH6	3.00	833A	85.00
ECL82	3.50	QDV06-40A	12.00	6CV4	6.00	866A	20.00
ECL86	3.50	U19	8.00	6DQ5	17.50	872A	30.00
ECL1800	25.00	UABC80	1.50	6DQ6B	10.00	931A	25.00
EF37A	3.50	UCH42	5.50	6F6G	6.00	2050A	12.50
EF39	2.75	UCL82	2.00	6FQ7	7.50	5751	6.00
EF40	4.00	UCL83	2.00	6GK6	4.00	5763	6.00
EF86	10.00	UF89	4.00	6J5G	6.00	5814A	5.00
EF91	2.00	UL41	12.00	6J5M	4.00	5842	12.00
EF183/4	2.00	UL84	3.00	6J7	3.00	6072A	6.00
EL33	15.00	UY41	4.00	6J66A	27.50	6080	6.00
EL34	8.00	UY85	2.00	6J6E	27.50	6146B	15.00
EL34G	6.00	VR105/30	3.00	6J6C	27.50	6201	8.50
EL36	5.00	VR150/30	3.00	6K6GT	4.00	6336A	35.00
EL41	3.50	Z759	10.00	6L6G	15.00	6550A	25.00
EL84	2.25	Z803U	15.00	6L6GC	15.00	6883B	15.00
EL95	2.00	ZD21	3.50	6L6WGB	10.00	7025	7.50
EL360	15.00	3B28	12.00	6Q7	3.00	7027A	25.00
EL509/519	12.00	4CX250B	45.00	6SA7	3.00	7199	15.00
EM34	15.00	5R4GY	7.50	6SC7	3.00	7360	25.00
EN814/7	4.00	5U4G	10.00	6SG7	3.00	7581A	15.00
EN81	7.50	5U4GB	10.00	6S7J	3.00	7586	15.00
EZ80/81	3.50	5V4G	4.00	6SK7	3.00	7587	20.00
GZ32	8.50	5Y3GT	2.50	6SL7GT	5.00		
GZ33/37	6.00	5Z3	5.00	6SN7GT	5.00		
KT61	15.00	5Z4G	6.00	6U8A	1.50		

Prices correct when going to press.

Prices correct when  
going to press.

OPEN TO CALLERS MON - FRI 9AM - 4PM. CLOSED SATURDAY.

This is a selection from our stock of over 6000 types. Please enquire for types not listed. Obsolete items are our speciality. Valves are new mainly original British or American brands. Terms CWO/ min order £10 for credit cards.

P&P 1-3 valves £2.00. 4 - 6 valves £3.00.

Add 17.5% VAT to total including P&P.





The books listed have been selected as being of special interest to our readers. They are supplied direct to your door. Many titles are overseas in origin.

# Book Store

**FREE POST & PACKING ON BOOKS MARKED \***

**BOOK  
of the  
MONTH**

## RADIO DATA CODE MANUAL

The 15th Edition of this Klingenfuss book is classed as one of the most comprehensive, reliable and up-to-date reference sources in its field. Contained within its 600 pages is information on the latest Internet locations, c.w. and RTTY alphabets, aeronautical message formats, as well as ATS and NOTAM/SNOWTAM code forms with detailed decoding examples.

The *Radio Data Code Manual* would normally cost £28 plus P&P however, if you buy it this month you can get it for just **£15 plus £1 P&P UK, £2 P&P overseas. So, don't delay, place your order today!** (offer open until 12 June 1998).

**To order please use the form on page 82 or call the Credit Card Hotline on (01202) 659930 and quote PW6.**



### LISTENING GUIDES

#### Airband

ABC CIVIL AIRCRAFT MARKINGS 1998. Alan J. Wright	336 pages	£6.99
ABC MILITARY AIRCRAFT MARKINGS 1998. Alan J. Wright	192 pages	£6.99
AIR BAND RADIO HANDBOOK 6th Edition. David J. Smith	192 pages	£9.99
AIRBAND RADIO GUIDE 3rd Edition. Graham Duke	96 pages	£6.99
AIRCRAFT RADIO FREQUENCIES & GUIDE BOOK 2nd Edition	96 pages	£5.99
AIR TRAFFIC CONTROL 7th Edition. Graham Duke	112 pages	£7.99
AIRWAVES 98	100 pages	£8.95
CALLSIGN 98	156 pages	£8.95
FLIGHT ROUTINGS 1998. Williams		£6.95
INTERNATIONAL AIR BAND RADIO HANDBOOK. David J. Smith	192 pages	£9.99
UNDERSTANDING ACARS		
3rd Edition. Aircraft Communications Addressing and Reporting System. Ed Flynn	80 pages	£9.95
VHF/UHF AIRBAND FREQUENCY GUIDE & CALLSIGN GUIDE	280 pages	£12.50
WORLDWIDE AERONAUTICAL COMMUNICATIONS FREQUENCY DIRECTORY		
2nd Edition. Robert E. Evans	260 pages	£19.95

#### Datamodes

FAX & RTTY WEATHER REPORTS. Philip Mitchell	88 pages	£11.50
GUIDE TO UTILITY STATIONS. 16th Edition. Joerg Klingenfuss	588 pages	£35.00
GUIDE TO WORLDWIDE WEATHERFAX SERVICES. 17th Edition Joerg Klingenfuss	436 pages	£25.00
INTERNET RADIO GUIDE. 2nd Edition. Joerg Klingenfuss	350 pages	£22.00
WEATHER REPORTS FROM RADIO SOURCES. Philip Mitchell	32 pages	£7.50
RADIO DATA CODE MANUAL. 15th Edition. Joerg Klingenfuss	604 pages	£28.00

#### DXTV

DXTV FOR BEGINNERS. Simon Hamer	31 pages	£3.95
GUIDE TO DX-TV. Keith Hamer & Garry Smith	36 pages	£3.95
GUIDE TO WORLDWIDE TV TEST CARDS	60 pages	£4.95
THIS IS BBC TV - FIRST 30YRS OF TV GRAPHICS. Keith Hamer & Garry Smith	38 pages	£4.95
THE FIRST 30 YEARS OF BBC-2. Keith Hamer & Garry Smith	60 pages	£4.95
THE STORY OF BBC COLOUR TELEVISION.	36 pages	£5.95

#### Frequency Guides

1998 SHORTWAVE FREQUENCY GUIDE. Joerg Klingenfuss	584 pages	£23.00
1998 SUPER FREQUENCY LIST CD-ROM. Joerg Klingenfuss		£25.00
* FERRELL'S CONFIDENTIAL FREQUENCY LIST 10th Edition	450 pages	£19.95
GLOBAL RADIO GUIDE 1998	112 pages	£3.95
PASSPORT TO WORLD BAND RADIO 1998	528 pages	£15.50
RADIO LISTENERS GUIDE 1998	112 pages	£4.50
SHORTWAVE INTERNATIONAL FREQUENCY GUIDE	176 pages	£12.95
VHF-UHF SCANNING FREQUENCY GUIDE. Bill Laver	192 pages	£12.95
WORLD RADIO TV HANDBOOK 1998	608 pages	£18.95

#### General

BUYING A SHORT WAVE RECEIVER 3rd Edition (Booklet). F. Osterman	23 pages	£2.95
EAVESDROPPING ON THE BRITISH MILITARY. Michael Cannon	166 pages	£17.50
GETTING ON TRACK WITH APRS. Stan Horzepa WA1LOU	165 pages	£11.50
POP WENT THE PIRATES. Keith Skues	568 pages	£15.95
*SHORT WAVE COMMUNICATIONS. Peter Rouse GU1DKD	187 pages	£4.50
SHORT WAVE DIRECTORY (LOOSE LEAF). Bob Grove		£8.00
SHORT WAVE DIRECTORY BINDER		£4.00
SHORT WAVE RADIO LISTENING FOR BEGINNERS	174 pages	£13.95
SHORTWAVE RECEIVERS PAST & PRESENT (NEW 3RD EDITION)	450 pages	£25.95
SHORTWAVE LISTENER'S GUIDE. Ian Poole	192 pages	£14.99
THE COMPLETE SHORT WAVE LISTENER'S HANDBOOK 4th Edition Hank Bennett, Harry Helms & David Hardy	321 pages	£21.95

#### Marine

GMDSSE EDITIONS MARINE SSB OPERATION. Michael Gale	96 pages	£11.95
GMDSSE EDITIONS MARINE VHF OPERATION. Michael Gale	48 pages	£7.95
GMDSSE FOR SMALL CRAFT. Alan Clemmetsen	94 pages	£11.95
SCANNING THE MARINE BANDS. F.F. O'Brian	152 pages	£ 9.50
SHORTWAVE MARITIME COMMUNICATIONS. B. E. Richardson	195 pages	£16.50
SHIP TO SHORE RADIO FREQUENCIES. Ken Davies	95 pages	£5.99
SIMPLE GPS NAVIGATION. Mik Chinery	96 pages	£10.95

#### Satellite

AN INTRODUCTION TO SATELLITE COMMUNICATIONS BP326.F. A. Wilson	230 pages	£5.95
ARRL SATELLITE ANTHOLOGY 4th Edition	150 pages	£9.50
NEWNES GUIDE TO SATELLITE TV. Derek Stephenson	371 pages	£18.95

NEWNES SATELLITE COMMUNICATIONS POCKET BOOK. James Wood	220 pages	£12.99
SATELLITE EXPERIMENTER'S HANDBOOK 2nd Edition		
Martin Davidoff K2UBC	313 pages	£15.50
SATELLITE PROJECTS HANDBOOK. Lawrence Harris	174 pages	£14.99
* SATELLITE TELEVISION. A layman's guide. Peter Pearson	73 pages	£1.00
SATELLITE TELEVISION INSTALLATION GUIDE. 5th Edition. John Breeds	76 pages	£15.00
WEATHER SATELLITE HANDBOOK. 5th Edition. Dr Ralph E. Taggart WB8DQT	192 pages	£15.50
WRTH SATELLITE BROADCASTING GUIDE. 1997 Edition. Bart Kuperus	366 pages	£18.95

#### Scanning

AN INTRODUCTION TO SCANNERS AND SCANNING BP311. I. D. Poole	152 pages	£4.99
SCANNER BUSTERS 2. D.C. Poole	100 pages	£6.00
SCANNERS 2 INTERNATIONAL. Peter Rouse GU1DKD	261 pages	£10.95
SCANNERS 3 PUTTING SCANNERS INTO PRACTICE		
4th Revision. Peter Rouse	271 pages	£10.95
SCANNING SECRETS. Mark Francis	280 pages	£16.95
UK SCANNING DIRECTORY. NEW 6th Edition	540 pages	£18.50

#### AMATEUR RADIO

##### Amateur Television

AN INTRODUCTION TO AMATEUR TELEVISION		
Mike Wooding G6IQM & Trevor Brown G8CJS	156 pages	£5.00
SLOW SCAN TELEVISION EXPLAINED. Mike Wooding G6IQM	156 pages	£5.00
THE AMATEUR TV COMPENDIUM. Mike Wooding G6IQM	104 pages	£3.50

##### Antennas & Transmission Lines

25 SIMPLE AMATEUR BAND AERIALS BP125. E.M. Noll	63 pages	£1.95
25 SIMPLE INDOOR AND WINDOW AERIALS BP136. E.M. Noll	50 pages	£1.75
25 SIMPLE SHORT WAVE BROADCAST BAND AERIALS BP132. E.M. Noll	63 pages	£1.95
25 SIMPLE TROPICAL AND MW BAND AERIALS BP145. E.M. Noll	54 pages	£1.75
ALL ABOUT VERTICAL ANTENNAS. W.I. Orr W6SAI & S.D. Cowan W2LX	192 pages	£8.95
ANTENNA EXPERIMENTERS GUIDE (RSGB). Peter Dodd G3LDO	160 pages	£15.00
ANTENNA IMPEDANCE MATCHING (ARRL). Wilfred N. Caron	195 pages	£15.50
ANTENNAS FOR VHF AND UHF BP301. I.D. Poole	104 pages	£4.95
ANTENNAS & TECHNIQUES FOR LOW BAND DXING (ARRL)	394 pages	£15.50
ARRL ANTENNA BOOK 18th Edition	732 pages	£24.00
ARRL ANTENNA COMPENDIUM Volume One	175 pages	£7.50
ARRL ANTENNA COMPENDIUM Volume Two	208 pages	£10.50
ARRL ANTENNA COMPENDIUM Volume Three. Edited by Jerry Hall K1TD	236 pages	£10.50
ARRL ANTENNA COMPENDIUM Volume Four	204 pages	£15.50
ARRL ANTENNA COMPENDIUM Volume Five	200 pages	£15.50
BEAM ANTENNA HANDBOOK. W.I. Orr W6SAI & S.D. Cowan W2LX	268 pages	£8.95
BUILDING & USING BALUNS. Jerry Sevick	125 pages	£18.95
BUILD YOUR OWN SHORTWAVE ANTENNAS 2nd Edition. Andrew Yoder	208 pages	£15.95
CUBICAL QUAD ANTENNAS 3rd Edition. William Orr W6SAI and Stuart Cowan W2LX	110 pages	£8.95
EXPERIMENTAL ANTENNA TOPICS BP278. H.C. Wright	70 pages	£3.50
G-QRP CLUB ANTENNA HANDBOOK		
Compiled and edited by P. Linsley G3PDL & T. Nicholson KA9WR/GW0LNG	155 pages	£7.25
HF ANTENNA COLLECTION (RSGB). Edited by Erwin David G4LQI	233 pages	£10.99
HF ANTENNAS FOR ALL LOCATIONS (RSGB). Les Moxon G6XN	322 pages	£14.65
* MORE OUT OF THIN AIR (PWP)	112 pages	£6.95
PRACTICAL ANTENNAS FOR NOVICES. John Heys G3BDQ	52 pages	£6.30
PRACTICAL ANTENNA HANDBOOK 2nd Edition. Joseph J. Carr	437 pages	£29.95
PRACTICAL WIRE ANTENNAS RSGB. John Heys G3BDQ	100 pages	£8.95
RADIO AMATEUR ANTENNA HANDBOOK. W.I. Orr W6SAI & S.D. Cowan W2LX	188 pages	£8.50
RECEIVING ANTENNA HANDBOOK. Joe Carr	189 pages	£17.50
SIMPLE, LOW-COST WIRE ANTENNAS FOR RADIO AMATEURS		
W.I. Orr W6SAI & S.D. Cowan W2LX	188 pages	£8.95
W1FB'S ANTENNA NOTEBOOK (ARRL). Doug DeMaw W1FB	123 pages	£7.50

##### Beginners (inc RAE)

AMATEUR RADIO FOR BEGINNERS (RSGB). Victor Brand G3JNB	65 pages	£3.50
AN INTRODUCTION TO AMATEUR RADIO - NEW EDITION. Ian Poole G3YWX	150 pages	£4.99
BASIC RADIO PRINCIPLES & TECHNOLOGY. Ian Poole G3YWX	262 pages	£14.99
BASIC RADIO & ELECTRONIC CALCULATIONS. Ray Petri G0OAT	160 pages	£13.95
AN RAE STUDENTS NOTEBOOK. Bob Griffiths G7NHB	76 pages	£6.95
HOW TO PASS THE RADIO AMATEURS' EXAMINATION (RSGB)		
Clive Smith G4FZH and George Benbow G3HB	88 pages	£8.75
NOW WE'RE TALKING (ARRL)	144 pages	£15.50
PRACTICAL RECEIVERS FOR BEGINNERS (RSGB). John Case GW4HWR	165 pages	£12.50
THE NOVICE RADIO AMATEURS EXAMINATION HANDBOOK (BP375)		
Ian Poole G3YWX	150 pages	£4.95
THE RADIO AMATEURS' QUESTION & ANSWER REFERENCE MANUAL		



Fifth Edition. Ray Petri G00AT.	208 pages	£13.95
RADIO AMATEURS EXAMINATION/END OF COURSE TEST PAPERS. Ray Petri G00AT	104 pages	£13.95
RADIO COMMUNICATIONS HANDBOOK/RSGB.	540 pages	£21.00
RAE MANUAL (RSGB). G.L.Benbow G3HB.	127 pages	£8.75
RAE REVISION NOTES (RSGB). G.L.Benbow G3HB.	92 pages	£5.25
THE NOVICE LICENCE STUDENT'S NOTEBOOK. John Case GW4HWR.	124 pages	£5.00
SHORTWAVE RADIO LISTENING FOR BEGINNERS. Anita Louise McCormick KA8KGL.	176 pages	£13.95
TRAINING FOR THE NOVICE LICENCE A MANUAL FOR THE INSTRUCTOR (RSGB)		
John Case GW4HWR.	101 pages	£6.75
W1FB'S HELP FOR NEW HAMS (ARRL). Doug DeMaw W1FB.	155 pages	£8.95
YOUR FIRST AMATEUR STATION. (RSGB) Colin Redwood G6MXL.	120 pages	£5.75

## Callbooks

RSGB CALLSEEKER 98 (CD-ROM for Windows '95).		£13.50
RSGB YEARBOOK 1998 EDITION. Edited by Brett Rider G4FLQ.	512 pages	£13.50
JOINT INT/N.A.MERICAN CALLBOOK CD-ROM 1998		£35.00

## Computing

ACCESS 95 ONE STEP AT A TIME BP408	115 pages	£5.99
ELECTRONIC PROJECTS FOR YOUR PC BP320. R.A. Penfold.	102 pages	£3.99
E-MAIL ON THE INTERNET. BP420	156 pages	£6.99
EXPERIMENTING WITH PCs. P. Brunning	300 pages	£24.00
GETTING THE MOST FROM YOUR PC HARD DISK BP280	90 pages	£3.95
HOW TO EXPAND, MODERNISE AND REPAIR PCs AND COMPATIBLES BP271		
R. A. Penfold.	166 pages	£ 5.99
INTERFACING PCs AND COMPATIBLES BP272. R. A. Penfold.	86 pages	£4.99
MS-OFFICE ONE STEP AT A TIME (BP402).	77 pages	£5.95
MS WORKS FOR WINDOWS 95 EXPLAINED BP405	175 pages	£5.95
NEWNES COMPUTER ENGINEER'S POCKET BOOK Third Edition.		
Michael Tooley.	256 pages	£12.95
*PASSPORT TO WEB RADIO 1997	144 pages	£14.99
PERSONAL COMPUTERS IN THE HAM SHACK (ARRL)	284 pages	£11.50
THE INTERNET AND WORLD WIDE WEB EXPLAINED. J. Shelley.	130 pages	£5.95
WINDOWS 95 EXPLAINED (BP400).	175 pages	£5.95

## EMC

INTERFERENCE HANDBOOK. William R. Nelson WA6FQG.	250 pages	£9.50
THE RADIO AMATEUR'S GUIDE TO EMC (RSGB). Robin Page-Jones G3JWI.	117 pages	£8.95

## Historical

1934 OFFICIAL. SHORT WAVE RADIO MANUAL. Edited by Hugo Gernsback.	260 pages	£11.85
OLD TIME RADIOS - RESTORATION & REPAIR. J. Carr.	256 pages	£19.95
COMMUNICATIONS RECEIVERS - THE VACUUM TUBE ERA. R.S. Moore.	141 pages	£17.95
CRYSTAL SET BUILDING & MORE (Inc Newsletters Vol 6 & 7 of Xtal Set Society)		£10.50
CRYSTAL SET PROJECTS. Phil Anderson	160 pages	£9.50
EXPERIMENTAL TELEVISION (1932)	312 pages	£11.75
HEATHKIT - A GUIDE TO AMATEUR RADIO PROJECTS. C. Penson	248 pages	£21.95
HENLEYS 222 RADIO CIRCUIT DIAGRAMS (1924)	271 pages	£9.45
HOW TO BUILD YOUR RADIO RECEIVER (A4) (Popular Radio Handbook No. 1)	100 pages	£6.95
SECRETS OF HOMEBUILT REGENERATIVE RECEIVERS (Rockey)	127 pages	£7.95
* SEEING BY WIRELESS - THE STORY OF BAIRD TELEVISION. Ray Herbert	27 pages	£4.95
THE XTAL SET SOCIETY NEWSLETTER. Volume 1 & 2 Combined. Phil Anderson W0XI96	96 pages	£13.00
THE CRYSTAL SET HANDBOOK & VOL. 3 XTAL NEWSLETTER. Phil Anderson W0XI.	130 pages	£7.00
THE XTAL SET SOCIETY NEWSLETTER. Volume 4. Phil Anderson W0XI.	88 pages	£6.50
THE CRYSTAL SET HANDBOOK & VOL. 5 XTAL NEWSLETTER. Phil Anderson W0XI.	88 pages	£6.50
CRYSTAL RADIO HISTORY, FUNDAMENTALS AND DESIGN. P.A. Kinzie	122 pages	£7.50
THOSE GREAT OLD HANDBOOK RECEIVERS (1929 + 1934)	94 pages	£6.95
VISION BY RADIO (1925) (Jenkin)	140 pages	£7.85
WIRELESS FOR THE WARRIOR VOL. 1 (Wireless Sets 1-88)	204 pages	£27.50
WIRELESS FOR THE WARRIOR VOL. 2 (Hardback - Standard Sets of World War II)	430 pages	£36.00

## Maps & Log Books

AMATEUR RADIO LOGBOOK (RSGB).	50 pages	£3.75
AMATEUR RADIO WORLD ATLAS (A4 SIZE)	20 pages	£8.00
NORTH ATLANTIC ROUTE CHART.	740 x 520mm	£8.50
QTH LOCATOR MAP OF EUROPE. NEW EDITION	1080 x 680mm	£7.00
RADIO AMATEURS MAP OF THE WORLD. NEW EDITION	980 x 680mm	£7.00
RECEIVING STATION LOG BOOK (RSGB).	60 pages	£3.75
RSGB PREFIX GUIDE.	32 pages	£5.75

## Morse

MORSE CODE FOR RADIO AMATEURS (RSGB)	28 pages	£4.25
SECRETS OF LEARNING MORSE CODE Mark Francis	84 pages	£6.95

## Microwaves

AN INTRODUCTION TO MICROWAVES (BP312). F.A. Wilson	134 pages	£3.95
ARRL UHF/MICROWAVE EXPERIMENTER'S MANUAL. Various Authors.	446 pages	£15.50
ARRL UHF/MICROWAVES PROJECT MANUAL (ARRL)	400 pages	£15.50
MICROWAVE HANDBOOK - COMPONENTS & OPERATING VOL 1 (RSGB)	110 pages	£10.50
MICROWAVE HANDBOOK - CONSTRUCTION & TESTING VOL 2 (RSGB)	120 pages	£15.75
MICROWAVE HANDBOOK - BANDS & EQUIPMENT VOL 3 (RSGB)	140 pages	£15.75
OR BUY ALL 3 FOR		£34.00

## Operating & Handbooks

ALL ABOUT HAM RADIO. Harry Helms	290 pages	£16.50
AMATEUR RADIO OPERATING MANUAL (RSGB). Ray Eckersley G4FTJ.	249 pages	£12.23
ARRL HANDBOOK 1998 75th Edition	360 pages	£24.00
ARRL HANDBOOK 1998 ON CD-ROM		£30.00
ARRL OPERATING MANUAL NEW EDITION	420 pages	£18.50
COMPLETE D'X'ER. Bob Locher.	204 pages	£9.50
HAM RADIO MADE EASY (ARRL). Steve Ford.	204 pages	£11.50
HINTS AND KINKS FOR THE RADIO AMATEUR.		
Edited by Charles L. Hutchinson and David Newkirk	129 pages	£9.50
LOW PROFILE AMATEUR RADIO (ARRL). Jim Kearman KR1S	124 pages	£6.00
SETTING UP AN AMATEUR RADIO STATION BP300. I.D. Poole.	81 pages	£3.95
TRANSMITTER HUNTING - RADIO DIRECTION FINDING SIMPLIFIED.		
Joseph D. Moell & Thomas N. Curlee.	325 pages	£23.95

## Packet

NOS INTRO: TCP/IP OVER PACKET RADIO. Ian Wade G3NRW	356 pages	£11.50
PACKET RADIO PRIMER (RSGB). Dave Comber G8UYZ & Martyn Corth G8NZU.	266 pages	£8.95

PACKET, SPEED & MORE SPEED APPLICATIONS (ARRL)	148 pages	£10.50
YOUR PACKET COMPANION. Steve Ford WB8IMY	170 pages	£7.50

## Propagation

AN INTRODUCTION TO RADIO WAVE PROPAGATION BP293. J.G. Lee.	116 pages	£3.95
--	-----------	-------

## QRP

G-QRP CLUB CIRCUIT HANDBOOK. Edited by Rev. G. Dobbs G3RJV.	96 pages	£9.00
INTRODUCING QRP. Dick Pascoe G0BPS.	48 pages	£6.95
W1FB'S QRP NOTEBOOK (ARRL). 2nd Edition. Doug DeMaw W1FB.	175 pages	£7.50

## Test Equipment

GETTING THE MOST FROM YOUR MULTIMETER BP239. R.A. Penfold.	102 pages	£2.95
HANDS-ON GUIDE TO OSCILLOSCOPES. Barry Ross	228 pages	£19.95
HOW TO USE OSCILLOSCOPES & OTHER TEST EQUIPMENT BP267. R.A. Penfold.	104 pages	£3.50
MORE ADVANCED TEST EQUIPMENT CONSTRUCTION BP249. R.A. Penfold.	102 pages	£3.50
MORE ADVANCED USES OF THE MULTIMETER BP265. R.A. Penfold.	96 pages	£2.95
AN INTRODUCTION TO THE ELECTROMAGNETIC WAVE BP315. F.A. Wilson.	122 pages	£4.95
PRACTICAL TRANSMITTERS FOR NOVICES. John Case GW4HWR.	126 pages	£10.00
TEST EQUIPMENT FOR THE RADIO AMATEUR. Clive Smith G4FZH.	170 pages	£10.95

## VHF

ALL ABOUT VHF AMATEUR RADIO. W. I. Orr W6SAI.	163 pages	£8.85
VHF/UHF HANDBOOK (RSGB). Dick Biddulph G8PDS.	180 pages	£18.75

## ELECTRONICS

A REFERENCE GUIDE TO PRACTICAL ELECTRONICS TERMS BP287. F.A. Wilson.	431 pages	£5.95
BEGINNERS GUIDE TO MODERN ELECTRONIC COMPONENTS BP285	166 pages	£4.99
CIRCUIT SOURCE BOOK 1 - BP321. R.A. Penfold.	182 pages	£4.95
CIRCUIT SOURCE BOOK 2 - BP322. R.A. Penfold.	214 pages	£4.95
FAULT FINDING ELECTRONIC PROJECTS BP391	133 pages	£4.99
GETTING STARTED IN PRACTICAL ELECTRONICS BP345. Owen Bishop.	198 pages	£4.95
HOW TO TEST ALMOST EVERYTHING ELECTRONIC	326 pages	£15.95
NEWNES AUDIO AND HI-FI ENGINEER'S POCKET BOOK Third Edition. Vivian Capel.	210 pages	£12.95
NEWNES ELECTRONICS ENGINEER'S POCKET BOOK. Keith Brindley.	306 pages	£12.95
POWER SUPPLY PROJECTS BP76. R.A. Penfold.	89 pages	£3.99
PREAMPLIFIER & FILTER CIRCUITS BP309. R.A. Penfold.	92 pages	£3.95
PRACTICAL ELECTRONIC FILTERS BP299. Owen Bishop.	89 pages	£4.95
PRACTICAL ELECTRONICS HANDBOOK. Ian Sinclair.	439 pages	£13.95
PRACTICAL OSCILLATOR CIRCUITS BP393. A. Flind.	136 pages	£4.99
TEST EQUIPMENT CONSTRUCTION BP248. R.A. Penfold.	104 pages	£3.99
*THE ART OF SOLDERING BP324. R. Brewster	84 pages	£3.99
UNDERSTANDING BASIC ELECTRONICS (ARRL)	314 pages	£15.50
W1FB'S DESIGN NOTEBOOK (ARRL). Doug DeMaw W1FB.	195 pages	£7.50

## Data

ARRL ELECTRONICS DATA BOOK. Doug DeMaw W1FB.	260 pages	£8.95
ELECTRONIC HOBBYIST DATA BOOK BP396. R.A. Penfold.	242 pages	£5.95
PRACTICAL ELECTRONICS CALCULATIONS AND FORMULAE BP53.		
F.A. Wilson.	249 pages	£3.95
PRACTICAL ELECTRONIC DESIGN DATA BP316. Owen Bishop.	327 pages	£5.99
SECRETS OF RF CIRCUIT DESIGN. Joseph Carr.	405 pages	£23.95
SOLID STATE DESIGN FOR THE RADIO AMATEUR (ARRL)		
Les Hayward W7ZOI & Doug DeMaw W1FB.	256 pages	£11.50
SPREAD SPECTRUM SOURCE BOOK	320 pages	£15.50
TOWERS INTERNATIONAL MOSPOWER & OTHER FET SELECTOR.	140 pages	£19.95
TOWERS INTERNATIONAL TRANSISTOR SELECTOR - UPDATE 5	476 pages	£24.95
TRANSISTOR DATA TABLES (BP401)	178 pages	£5.95

## Projects

BUILD YOUR OWN INTELLIGENT AMATEUR RADIO TRANSCEIVER. R andy L. Henderson.	350 pages	£24.95
COIL DESIGN & CONSTRUCTION MANUAL BP160. B.B. Babani	106 pages	£3.95
HOW TO DESIGN & MAKE YOUR OWN PCBs BP121. R.A. Penfold.	66 pages	£2.50
MORE ADVANCED POWER SUPPLY PROJECTS BP192. R.A. Penfold	92 pages	£2.95
PROJECTS FOR RADIO AMATEURS & SWLs BP304. R.A. Penfold.	92 pages	£3.95
RADIO RECEIVER PROJECTS YOU CAN BUILD.	312 pages	£19.95
SIMPLE SHORT WAVE RECEIVER CONSTRUCTION BP275. R.A. Penfold	88 pages	£3.95

## Valves/Tubes

ELECTRON TUBE LOCATOR. George H. Fathauer	350 pages	£21.95
ESSENTIAL CHARACTERISTICS (TUBES & TRANSISTORS) (Original publishers General Electric)		
Re-published by Antique Electronic Supply (Arizona)	475 pages	£10.50
HANDBOOK OF RADIO, TV, INDUSTRIAL & TRANSMITTING TUBE & VALVE EQUIVALENTS	80 pages	£2.95
RADIO VALVE GUIDE BOOK VOL 1	54 pages	£2.95
RADIO VALVE GUIDE BOOK VOL 2	42 pages	£2.95
RADIO VALVE GUIDE BOOK VOL 3	40 pages	£2.95
RADIO VALVE GUIDE BOOK VOL 4	48 pages	£2.95
RADIO VALVE GUIDE BOOK VOL 5	44 pages	£2.95
RCA RECEIVING TUBE MANUAL (Original Publishers Radio Corporation Of America).		
Re-published by Antique Electronic Supply (Arizona)	384 pages	£10.50
RCA TRANSMITTING TUBES		
(Original Publisher Radio Corporation of America) Re-published by Antique Electronic Supply (Arizona).	318 pages	£10.50
TUBE SUBSTITUTION HANDBOOK.	150 pages	£15.50

## Kits

Brunning Kit (as featured in PW July 1997 - see also Experimenting with Computers book in Computing section)		£46.00
--	--	--------

**Telephone**  
**(01202) 659930**

**OR USE THE ORDER FORM ON PAGE 82**  
*Please note: Cash not accepted with mail orders.*



# Order Form



- ☐ £38 (UK)
- ☐ £43 (Europe Airmail)
- ☐ £49 (Rest of World Airmail)

**GRAND TOTAL** ..... £ .....

FOR ALL MAIL ORDER  
PURCHASES IN  
*PRACTICAL WIRELESS*

## PAYMENT DETAILS

**CREDIT CARD ORDERS TAKEN ON (01202) 659930**

**FAX ORDERS TAKEN ON (01202) 659950**


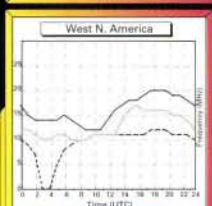
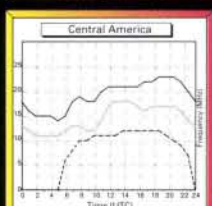
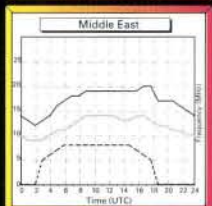
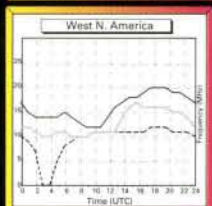
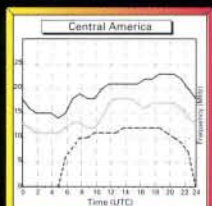


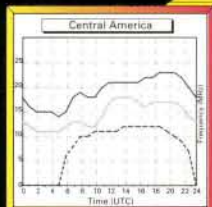
**To: PW Publishing Ltd., FREEPOST, Arrowsmith Court, Station Approach,  
Broadstone, Dorset BH18 8PW**

[illegible]

Charge to my Access/Visa card the sum of £.....

**FAX ORDERS TAKEN ON (01202) 659950**





## PROPAGATION SPECIAL

NVIS Propagation  
Propagation Forecast/Extra  
Solar Flux & SSN  
Field Radios & Jungle Operation  
HF Broadcasting & The Solar Cycle

## NEW BROADCAST SECTION

Bandscan America  
LM&S

Plus all your regular favourites too!

On Sale Now -  
£2.75 -  
Miss It Miss Out!

# short wave magazine

New Look SWM!

Next Month in Practical Wireless, the magazine that brings you Amateur Radio & So Much More

Coming Next Month in

# PRACTICAL WIRELESS

## REVIEWED!

Roger Cooke G3LDI tests the Kenwood RCP570 software package for the TS-570D.

Richard Newton G0RSN reviews the SGC SG230 automatic antenna tuning unit.

## ANTENNAS IN ACTION!

Summer is a great time to put your antennas up - so why not join Tex Swann G1TEX for some antenna action this month?

## LETTER FROM AMERICA!

Ed Taylor NOED sends his quarterly 'letter' from America,

## PRACTICAL PROJECT!

George Dobbs G3RJV shares another idea for an easy to build practical project.

Plus all you regular favourites including

Club Spotlight  
News  
Radio Basics  
Radio Scene  
Valve & Vintage

and much, much more!

\* Contents subject to change

# PW

THE UK'S BEST SELLING INDEPENDENT  
AMATEUR RADIO MAGAZINE



# YOUR LOCAL DEALERS

## N. IRELAND

**micron** electronics  
124 Great Victoria Street  
**BELFAST**

YAESU, ICOM, KENWOOD, ALINCO +  
AMATEUR & SW radio specialists  
PART EXCHANGE WELCOME  
TEL: (01232) 438610

## SURREY

Chris Rees  
**G3TUX**  
The QRP Component Company  
PO Box 88 Haslemere Surrey GU27 2RF

Tel: (01428) 661501  
Fax: (01428) 661794  
**KITS, KEYS & QRP**  
MAIL ORDER - 9AM TO 6PM (NOT SUNDAYS)  
SAE FOR LISTS AND LITERATURE

## MID GLAMORGAN

**SANDPIPER COMMUNICATIONS**  
Unit 5, Enterprise House, Cwmbach  
Industrial Estate, Aberdare,  
Mid Glamorgan CF44 0AE

Tel: (01685) 870425  
Fax: (01685) 876104  
A full range of transmitting & receiving  
antennas available for the amateur  
commercial market.

## LONDON

**MARTIN LYNCH**  
& Son  
For all your amateur radio needs  
140-142 Northfield Avenue  
Ealing London W13 9SB

Tel:  
**0181-566 1120**  
Fax:  
**0181-566 1207**

## BIRMINGHAM

**FREE CB**  
**RADIO CATALOGUE**  
**PHONE**  
**0121-457 7788**  
\*\*\*\*\*  
**SRP RADIO CENTRE**

## SCOTLAND

**JAYCEE ELECTRONICS LTD**  
20 Woodside Way, Glenrothes, Fife KY7 5DF  
Tel: (01592) 756962 (Day or Night)  
Fax No. (01592) 610451  
New opening hours: Tuesday-Friday 9am to 5pm.  
Saturday 9am to 4pm. Closed Sunday & Monday.  
KENWOOD, YAESU & ICOM APPROVED DEALERS  
A good stock of new and secondhand  
equipment always in stock

## KENT

**KANGA QRP KITS**  
We stock a complete range of QRP kits  
for beginners or the more expert! Prices  
start from just £3.95.  
Send an SAE for our free catalogue or  
check out our www pages:  
<http://www.kanga.demon.co.uk>  
**Kanga Products**  
Seaview House, Crete Road East  
Folkestone, Kent CT18 7EG  
Tel/Fax 01303 891106

## EASTERN ENGLAND

**WATERS & STANTON PLC**  
Spa House, 22 Main Road, Hockley  
Essex SS5 4QS  
Tel: (01702) 206835/204965  
Fax: (01702) 205843  
Web: <http://www.waters-and-stanton.co.uk>  
E-mail: [sales@wsplc.demon.co.uk](mailto:sales@wsplc.demon.co.uk)  
Open 9am to 5.30pm Monday to Saturday inclusive  
MAIN AGENTS - ALL BRANDS  
PHONE/FAX FOR FREE PRICE LIST

## DORSET

**BOOKS BOOKS BOOKS**  
**PW PUBLISHING BOOK SERVICE**  
Tel: 01202 659930  
Fax: 01202 659950

## DORSET

**THE SHORTWAVE SHOP**  
Novice/C.B./Amateur/SWL Equipment.  
Full range secondhand equipment  
always available.  
18 Fairmile Road, Christchurch,  
Dorset BH23 2LJ  
Tel/Fax: 01202 490099

## AVON/SOMERSET

**QSL COMMUNICATIONS**  
We stock all makes of equipment  
for the Amateur and Listener.  
Part Exchange Welcome  
Unit 6, Worle Industrial Centre, Coker Road,  
Worle, Weston-Super-Mare BS22 0BX  
Tel/Fax: (01934) 512757

## SOUTHAMPTON

**SMC Ltd**  
Main Dealer for: Yaesu,  
Kenwood, Icom AOR &  
Cushcraft  
SM House, School Close, Chandlers Ford  
Industrial Estate, Eastleigh,  
Hampshire SO5 3BY  
Tel: (01703) 255111  
Fax: (01703) 263507

To reach almost  
40,000 readers  
every month,  
**ring Chris on**  
**(01202) 659920**  
and advertise  
**YOUR** company

## LONDON

**HAYDON COMMUNICATIONS**  
For all your amateur radio equipment.  
NEW, SECONDHAND, EX-DEMO  
132 High St., Edgware, Middx HA8 7EL  
Tel: 0181-951 5781/2  
Fax: 0181-951 5782  
Open Mon-Fri 9.30-5.30, Sat 9.30-2.00

## NORTHWEST

**ARC Ltd.**  
Everything for the radio  
amateur under one roof!  
38 Bridge Street, Earlestown, Newton-  
le-Willows,  
Merseyside WA12 9BA  
Tel: 01925 229881  
Fax: 01925 229882

## SCOTLAND

**TENNAMAST SCOTLAND LTD**  
Masts from 25ft - 40ft  
Adapt-A-Mast  
**(01505) 503824**  
81 Mains Road, Beith, Ayrshire, KA15 2HT

## Index to Advertisers

AKD.....	37	J Birkett.....	17	Photo Acoustics.....	21
ARC.....	49	Kanga Products.....	41	Radioworld.....	8
Castle Electronics.....	48	Lake Electronics.....	79	RAS Notts.....	79
Centre Electronics.....	49	Langrex Supplies.....	79	Royal Naval AR Rally.....	44
Chelmer Valve Co.....	17	LAR Communications Centre.....	79	RSGB.....	56
Chevet Supplies.....	49	Leicester AR Show.....	37	Short Wave Magazine.....	83
Colomor.....	17	Martin Lynch & Son.....	42/43	SMC.....	36
Electrovalue.....	17	Mauritron Technical Services.....	79	SRP Trading.....	44
EPT Educational Software.....	31	Monitoring Times.....	48	Sunrise Electronics.....	28
Friedrichshafen Intl AR Exhibition.....	56	Moonraker.....	56	Syon Trading.....	17, 79
Harlow AR Rally.....	79	Multicomm 2000.....	6/7, 50/51	Technical Information Services.....	17
Haydon Communications.....	59, 60/61	Nevada Communications.....	4/5	Vann Draper Electronics.....	27
Hilton Hotel.....	37	No Nuts.....	17	Waters & Stanton.....	IFC/1, 2
Howes, C M.....	22, 41	Number One Systems.....	22	Yaesu.....	OBC
Icom UK.....	55, IFC	Pervisell.....	44		




# spike up your shorts\* with a Q7

**the IC-Q7E - ideal for short range contacts\* and repeater operation**

Owning an Icom IC-Q7 will not be a painful experience, in fact far from it, as this mini-handheld definitely falls into the 'mighty atom' category, including wide-band Rx capability for VHF broadcast, airband, FM and TV.

- Receives 30~1300MHz wide frequency range
- Ultra compact body with drip-resistant construction
- Economical ~ only 2 x AA (R6) alkaline or Ni-Cd batteries needed
- Economical output ~ 300mW RF
- Compact design ~ 58(W)x86(H)x27(D)mm
- Band switching and a minimum of function switches give simple operation
- 200 memories provided for storing operating frequencies and other settings such as tuning steps, operating mode etc.
- EEPROM memory ~ needs no back-up battery and gives maintenance-free memory storage
- Digital squelch for high-speed squelch attack and release
- Large internal speaker
- LCD backlight with timer
- Power-save function
- Tone scan function
- and much, much more...



# IC-Q7E

Icom (UK) Ltd., Sea Street Herne Bay Kent CT6 8LD. Telephone: 01227 741741. Fax: 01227 741742.  
internet: <http://www.icomuk.co.uk> e-mail: [icomsales@icomuk.co.uk](mailto:icomsales@icomuk.co.uk)

**Count on us!**



# FT-847

Ultra-Compact Satellite  
and All Mode Transceiver

## FEATURES

- All band performance (SSB, CW, FM, AM)
- 100 Watt output on HF/50MHz bands
- 50 Watt output on 144/430 MHz bands
- Cross-band full Duplex operation
- Normal/Reverse tracking for satellite operation
- CTCSS & DCS encode/decode built-in
- High resolution 0.1Hz tuning steps for ultra smooth tuning
- Digital Signal Processing filters (Bandpass, Notch, Noise Reduction)
- Simplified tuning with Shuttle Jog control
- Direct frequency keypad entry
- Dedicated satellite memories, with 8-character Alpha Numeric Labels
- TX Freq. (MHz): 1.8 - 50 (amateur band) 144-146/430-440
- RX Freq. (MHz): 0.5-30/50-54 108-174/420-512
- Emission modes: LSB, USB, CW, AM, FM, PACKET(9600/1200bps: External input.)
- Freq. Steps(Min): 0.1Hz for SSB and CW 10Hz for AM and FM
- Modulation Types:
  - SSB: J3E Balanced, filtered carrier
  - AM: A3E Low-level (early stage)
  - FM: F3E Variable reactance
  - FSK: J1D, J2D, F2D Audio frequency shift keying (external input), F1D Frequency shift keying (V/UHF: external input)
- Options:
  - FC-20 Automatic Antenna Tuning Unit (External)
  - FVS-1A Voice Synthesiser
  - ATAS-100 Active Tuning Antenna System

## 4 into 1 does go!

Technology moves inexorably onward, evolving, adapting, forever changing. At the same time, today's Radio Amateur puts even more demands upon designers to build quality, sophisticated, but easy to use stations for Voice, Packet, Satellite, CW, VHF, UHF, HF, just to mention a few. Yaesu's designers took on that challenge, and following in the footsteps of the revolutionary FT1000, FT1000MP and FT920 are now proud to offer today's Radio Amateur the station in a box - the all new FT-847!

The Yaesu FT-847 Ultra-Compact Satellite and All Mode Transceiver has jumped the technology with a transceiver ready for the new millennium. With it's high-tech design

and revolutionary features, the FT-847 is truly the one radio that can do it all! Massive band-width coverage from a single unit, the FT-847 has many features to keep it at the top of the evolutionary pile. These include crystal clear 100 watts on HF and 50MHz, a massive 50 watts on 2 meters and 70cms, Yaesu's effective DSP for bandpass, noise reduction and notch filter, and direct input of frequency on the supplied keypad. Silky smooth tuning with 0.1MHz tuning steps, Cross band and full duplex, CTCSS and DCS encode and decode built in. And for Satellite reception, normal and reverse tracking. A matching ATU (Automatic Antenna Tuning Unit) is also available as an option.

# YAESU

...choice of the World's top DX'ers



<http://www.yaesu.co.uk>

Specifications subject to change without notice. Specifications guaranteed only within amateur bands. Some accessories and/or options are standard in certain areas. Check with your local Yaesu dealer for specific details.

### FT-920

The highest performing HF/6 meter rig in its price class with Yaesu's renowned Omni-Glow™ display



YAESU UK LTD. Unit 2, Maple Grove Business Centre, Lawrence Road, Hounslow, Middlesex, TW4 6DR, U.K. 0181-814-2001